


PROFESSIONAL
CLEANING EQUIPMENT





MISSION AZIENDALE OUR MISSION

Elsa ha abbracciato nel 2008 un importante progetto di Marketing finalizzato alla realizzazione della piena "Soddisfazione del Cliente" attraverso una sempre maggiore attenzione alle esigenze dello stesso in termini di qualità, prezzo e relazione. Ben si coniuga con lo stesso la continua ricerca di soluzioni innovative, alle quali Elsa dedica risorse umane altamente professionali.

In 2008 ELSEA started an important marketing project aimed at achieving a more client orientation approach through a greater attention towards their needs in terms of QUALITY, PRICE and RELATIONSHIP. This project proposes a constant research of innovative solutions put in practice by high professional human resources.

ELSEA E L'AMBIENTE ELSEA AND THE ENVIRONMENT

Produzione annuale energia
Yearly energy emissions
production 250.000
kwh

Olio combustibile risparmiato
Saved heating oil 60.000 tons

CO2 non immesso in
atmosfera
CO2 not emitted in the
atmosphere 110.000
tons

Sono questi alcuni dei risultati ottenuti grazie all'impianto fotovoltaico, realizzato nel 2008 al di sopra dei nostri stabili, il quale ci ha permesso, oltre ad un evidente risparmio di costi, il raggiungimento di un obiettivo per noi altrettanto importante: la tutela dell'Ambiente. Profitto e rispetto di ciò che ci circonda, possono dunque essere perseguiti contemporaneamente ed Elsa ne è l'esempio lampante, isola felice in un mare altamente inquinato.

These are some of the results obtained thanks to the photovoltaic system, located in 2008 on the roof of our premises. This system allowed from one side an important costing saving, on the other the environment conservation that represents as well an important goal achieved. Profit and environmental respect can "walk" together: Elsa is a clear example of this combination, it is a peaceful isle in a polluted sea.

L'AZIENDA COMPANY

Elsa nasce nel 2001 dall'idea di un gruppo di giovani imprenditori, già esperti conoscitori del settore degli aspiratori industriali, con l'intento di coniugare tali esperienze all'elevata qualità del prodotto, interamente realizzato nei propri impianti, localizzati nel Sud Italia, in prossimità di importanti e strategiche arterie di comunicazione. I risultati non tardano ad arrivare ed Elsa si afferma presto come una nuova realtà nel nostro Paese dove, grazie allo standing elevato dei suoi prodotti, si confronta degnamente con i maggiori competitors del settore. La Compagine Aziendale si arricchisce nel 2004 di un nuovo Socio, con esperienza nella gestione amministrativa di aziende estere di elevate dimensioni, segnando di fatto la svolta internazionale di Elsa. Gli anni a seguire sono un continuo crescendo nell'acquisizione di clientela in tutto il mondo, ove offre un contributo non indifferente al rafforzamento del marchio "Made in Italy". Oggi i suoi prodotti, in una gamma continuamente allargata ed innovata, sono commercializzati sui mercati europei, americani, australiani, asiatici, russi e sud africani e la loro qualità è garantita a livello internazionale dalle certificazioni ISO 9001:2015, TUV, cTUVus e EAC.

Elsa was founded in 2001 by a group of young entrepreneurs, already experienced in the field of industrial vacuum cleaners. Their main object was to combine their deep knowledge of the cleaning market to high quality products, entirely made in their production facilities located in the south of Italy, close by important and strategic geographical areas. Thanks to the high standing of its products, The ELSEA Company established itself as a new commercial reality in the Italian market, matching properly against the main competitors of its relevant working area. In 2004 ELSEA's corporate structure was joined by a new partner with an important experience in the administration management of large sized foreign companies. This actually marked the turning point towards the international trade. The following years showed an increase in the acquisition of customers around the world, where ELSEA gave its considerable contribution to the strengthening of the "Made in Italy" brand. Nowadays, its constant renewed and expanded range of products, whose quality is internationally certified by ISO 9001:2015, TUV, cTUVus and EAC, is present all over the European, American, Australian, Asian, Russian and South African markets.



CODICI CODES

Come leggere il codice identificativo del prodotto. Nell'esempio è riportato il codice EWPR250 del prodotto Estro 250.

How to read the product identification code.
This example shows the code EWPR250 of the product Estro 250.

E

Iniziale o prima sillaba del nome
"Estro"

Initial or first syllable of the name
"Estro"

W

La lettera indica il tipo di macchina:
W (Wet) macchina aspira liquidi
D (Dry) macchina aspira polveri

The letter indicates the type of machine:
W (Wet) machine sucks liquid
D (Dry) machine sucks dust

P

La lettera indica il materiale del fusto:
P Polipropilene
I Inox

The letter indicates the material of the tank:
P Plastic tank
I Stainless steel tank

R

La lettera indica il tipo di pompa:
R Pompa estraattore rotativa
V Pompa estraattore vibrazione

The letter indicates the kind of pump:
R Peripheral electrical pump
V Solenoid pump

250

Il numero indica la quantità (2) e la
potenza dei motori P Max 2600 Watt

The number indicates the quantity (2) and
engine power P Max 2600 Watt

CERTIFICAZIONI CERTIFICATIONS



UNI EN IS O
9001:2015



INDICE INDEX

06	ESAT	52	ESTRO 250-330
08	ARES FLY	54	ESTRO HOTWAVE 250
10	ARES WHITE ROOMS	56	HOT POSEIDON
12	QUIET 3.0	58	HOT FOAM
14	QUIET JUNIOR 3.0	60	CAR SEATS DRYER
16	BIO WET & DRY	62	STEAM WAVE
18	GREEN LINE	64	STEAM PLUS
20	X15	66	STEAM PLUS OZONO
22	X15B	68	STEAM POSEIDON
24	ARES WET & DRY	70	ELECT 125
26	MINI BEAT	72	ELECT 125M
28	ARES PLUS	74	ELECT 125H
30	ARES EXTRA	76	ELECT 250N
32	CENERVAC	78	ELECT 250B
34	ARES RECHARGE	80	VIBRA 125
36	EXEL	82	VIBRA 125M
38	EXEL M	84	BIG VIBRA 250B
40	VERSO	86	SELF SERVICE MONOFASE
42	EJECT	88	SELF SERVICE TRIFASE
44	MAXIMUS	90	ZLA35
46	VERSO OVEN / ARES PLUS OVEN	92	ZLA40
48	ESTRO 110	94	ZLA46T - ZLA52T - ZLA56T
50	ESTRO 125	96	ZLA66T - ZLA80T

ESAT

Tre modelli polvere ed uno polvere e liquidi. Leggero, maneggevole, serbatoio in polipropilene e ad un solo motore monostadio, il piccolo della gamma, ideale per la pulizia in spazi ridotti.

Three different versions of Dry and one version of Wet&Dry Vacuum Cleaners with a single stage motor. Light and manageable with polypropylene tank ESAT is ideal for the cleaning of small spaces.



1 Motore
Motor



D Polvere
D Dry



W Acqua
W Wet



		ESDP100	ESDP100SL	ESDP110 ESWP110
Motors number	Numero motori	1	1	1
Stage	Stadi motori	single	single	single
Volt (V)	Volt (V)	220 - 240	220 - 240	220 - 240
Frequency (Hz)	Frequenza (Hz)	50 / 60	50 / 60	50 / 60
Cooling	Tipo raffreddamento	Thru flow	Thru flow	By Pass
P max (W)	P max (W)	1150	1150	1250
P (W)	Potenza (W)	1000	1000	1050
Waterlift (mm H ₂ O)	Depressione (mmH ₂ O)	1350	1350	1530
Air flow (m ³ /h)	Aria aspirata (m ³ /h)	220	220	258
Lpa sonorus 3mt (dB(A))	Lpa sonoro 3mt (dB(A))	58	55	58
Total tank capacity (lt)	Capacità tot. fusto (lt)	21	21	21
Weight (Kg)	Peso (Kg)	9,3	9,5	9,3

Standard Accessories and Filters

Kit: KD036E [1-2-3-4-5]

Kit: KW036E [1-2-3-4-6]

	DESCRIPTION	CODE
1	Flexible hose mt. 2,0 with handle Ø36	ACTF036/2/CIN
2	Little nozzle Ø36	ACBO036
3	Crevice tool Ø36	ACLP036
4	Plastic extension wand (one piece) Ø36	ACTP036
5	Plastic combined nozzle Ø36	ACSP036P
6	Plastic combined nozzle W/D Ø36	ACSP036W/D for ESWP110
7	Polyester filter with ring Ø34	FA034PP
8	Paper bag 20lt	FI003C

Options

	DESCRIPTION	CODE	NOTE
9	Cartridge filter Ø175 - H140 HEPA	FI175140HL	option
10	Polyester bag 20lt	FI003P	option
11	Sponge filter for liquids	ACCA165A	standard in ESWP110
12	Nylon filter Ø334	FINY334AT	option
13	Dusting brush Ø36	ACPE036	option
14	Rotating brush PP 0,15	ACRO015	option
15	Floor turbo TB275 Ø36 ABS black	ACFT275	option
16	Hand turbo TB 155 Ø36 EP black	ACHT155	option
17	Crevice tool Ø36 350mm	ACLP036/350	option



40 x 40 x 59 H cm



ARES FLY

Macchina compatta professionale solo polvere con motore bistadio. Disponibile con fusto in polipropilene o inox da 21/23 lt. Ideale per la pulizia in spazi ridotti. Il modello FLY nasce per essere utilizzato negli aerei.

Compact and professional Dry Vacuum Cleaner with a double stage motor perfect to clean small spaces. It is available with stainless steel or polypropilene 21/23 litres tank. The FLY version has been studied to meet with the technical necessities of airplane cleaning.



Motore
Motor

1



Polvere
Dry



FLDP100
FLDI100

Motors number	Numero motori	1
Stage	Stadi motori	single
Volt (V)	Volt (V)	110
Frequency (Hz)	Frequenza (Hz)	400
Cooling	Tipo raffreddamento	Thru flow
P max (W)	P max (W)	1150
P (W)	Potenza (W)	1000
Waterlift (mm H ₂ O)	Depressione (mmH ₂ O)	1350
Air flow (m ³ /h)	Aria aspirata (m ³ /h)	220
Lpa sonorus 3mt (dB(A))	Lpa sonoro 3mt (dB(A))	58
Total tank capacity (lt)	Capacità tot. fusto (lt)	21 / 23
Weight (Kg)	Peso (Kg)	8,9 / 9,8

Standard Accessories and Filters

Kit: KD036A [1-2-3-4-5-6]

	DESCRIPTION	CODE
1	Flexible hose mt. 2,0 with handle Ø36	ACTF036/2/CIN
2	Little nozzle Ø36	ACBO036
3	Crevice tool Ø36	ACLP036
4	Plastic extension wand Ø36	ACTP036
5	Steel combined nozzle Ø36	ACSP036
6	Dusting brush Ø36	ACPE036
7	Polyester filter with ring Ø34	FA034PP
8	Paper bag 20lt	FI003C



Options

	DESCRIPTION	CODE
9	Polyester bag 20lt	FI003P
10	Cartridge filter Ø175 - H140 HEPA	FI175140HL
11	Nylon filter Ø334	FINY334AT
12	Power head L350	ACES350
13	Rotating brush PP 0,15	ACRO015
14	Power Socket	
15	Crevice tool Ø36 350mm	ACLP036/350



110 V
400Hz



40 x 40 x 59 H cm



ARES WHITE ROOMS

WHITE aspirapolvere per **camere bianche** con filtrazione massima fino a **0,3 µm**. Ideale per l'uso in ospedali, laboratori chimici/elettronici e in tutti i luoghi che necessitano di essere totalmente privi di contaminazione. WHITE è la macchina indispensabile per una perfetta **"messa in bianco"**.

WHITE, Vacuum cleaner for **white rooms** with maximum filtration up to **0,3 µm**. It has been studied for hospitals, food industries, electronic / chemistry laboratories and all those places in which no contamination is admitted.



Motore
Motor

1



D Polvere
D Dry



WDP100
WDI100

Motors number	Numero motori	1
Stage	Stadi motori	single
Volt (V)	Volt (V)	220 - 240
Frequency (Hz)	Frequenza (Hz)	50 / 60
Cooling	Tipo raffreddamento	Thru flow
P max (W)	P max (W)	1150
P (W)	Potenza (W)	1000
Waterlift (mm H ₂ O)	Depressione (mmH ₂ O)	1350
Air flow (m ³ /h)	Aria aspirata (m ³ /h)	220
Lpa sonorus 3mt (dB(A))	Lpa sonoro 3mt (dB(A))	58
Total tank capacity (lt)	Capacità tot. fusto (lt)	21 / 23
Weight (Kg)	Peso (Kg)	9,3 / 9,5

Standard Accessories and Filters

Kit: KD036W [1-2-3-4-5-6]

	DESCRIPTION	CODE
1	Flexible hose mt. 2,0 with handle Ø36	ACTF036/2/CIN
2	Little nozzle Ø36	ACBO036
3	Crevice tool Ø36	ACLP036
4	Chrome extension wand Ø36	ACTC036
5	Steel combined nozzle Ø36	ACSP036
6	Dusting brush Ø36	ACPE036
7	Polyester filter with ring Ø34	FA034P
8	Polyester bag 20lt	FI003P
9	HEPA Cartridge filter Ø175 - H140	FI175140HL

Options

	DESCRIPTION	CODE
10	Paper bag 20lt	FI003C
11	Power head L350	ACES350
12	Power Socket	
13	Crevice tool Ø36 350mm	ACLP036/350



40 x 40 x 59 H cm



QUIET 3.0

QUIET permette di pulire con estrema facilità qualsiasi superficie con una sorprendente silenziosità. L'aspiratore ha un commutatore che consente di lavorare a due diversi regimi: alta e bassa potenza. Inoltre, il modello è dotato di una spazzola combinata con ruote e di una spia di segnalazione per filtro sporco o sacco pieno.

QUIET: a model designed to guarantee extra comfort and versatility. This vacuum cleaner has a two speed switch which allows to work High or Low power: on Low the motor works at lower noise level. The accessories include a professional combined floor tool. This model is provided with a red warning light which switches on automatically when the filter is dirty or when the dust bag is full.



Motore
Motor

1



D Polvere
D Dry



QDP580

Motors number	Numero motori	1
Stage	Stadi motori	single high speed
Volt (V)	Volt (V)	220 - 240
Frequency (Hz)	Frequenza (Hz)	50 / 60
Cooling	Tipo raffreddamento	Thru flow
P max (W)	P max (W)	P max 650W
P (W)	Potenza (W)	P 580W
Waterlift (mm H ₂ O)	Depressione (mmH ₂ O)	2100
Air flow (m ³ /h)	Aria aspirata (m ³ /h)	205
Lpa sonorus 3mt (dB(A))	Lpa sonoro 3mt (dB(A))	54
Total tank capacity (lt)	Capacità tot. fusto (lt)	21
Weight (Kg)	Peso (Kg)	12

Standard Accessories and Filters

Kit: KD036Q [1-2-3-4-5-6-7]


	DESCRIPTION	CODE
1	Flexible hose mt. 2,0 with handle Ø36	ACTF036/2/CIN
2	Little nozzle Ø36	ACBO036
3	Crevice tool Ø36	ACLP036
4	Chrome Exstension Hose Ø36	ACTC036
5	Steel Combined Nozzle Ø36 with wheels	ACSP036RTH
6	Dusting brush Ø36	ACPE036
7	Accessories holder Ø36	CPPA003
8	Polyester filter with ring Ø34	FA034P
9	Paper bag 20lt	FI003C

Options

	DESCRIPTION	CODE
10	Rotating brush PP 0,15	ACRO015
11	Floor turbo TB275 Ø36 ABS black	ACFT275
12	Hand turbo TB 155 Ø36 EP black	ACHT155
13	Crevice tool Ø36 350mm	ACLP036/350



40 x 40 x 59 H cm



QUIET JUNIOR 3.0

QUIET JUNIOR permette di pulire con estrema facilità qualsiasi superficie con una sorprendente silenziosità. L'aspiratore ha un commutatore che consente di lavorare a due diversi regimi: alta e bassa potenza. Inoltre, il modello è dotato di una spazzola combinata con ruote e di una spia di segnalazione per filtro sporco o sacco pieno.

QUIET JUNIOR an model designed to guarantee extra comfort and versatility. This vacuum cleaner has a two speed switch which allows to work High or Low power: on Low the motor works at lower noise level. The accessories include a professional combined floor tool This model is provided with a red warning light which switches on automatically when the filter is dirty or when the dust.



Motore
Motor

1



Polvere
Dry



QD1580J

Motors number	Numero motori	1
Stage	Stadi motori	single high speed
Volt (V)	Volt (V)	220 - 240
Frequency (Hz)	Frequenza (Hz)	50 / 60
Cooling	Tipo raffreddamento	Thru flow
P max (W)	P max (W)	P max 650W
P (W)	Potenza (W)	P 580W
Waterlift (mm H ₂ O)	Depressione (mmH ₂ O)	2100
Air flow (m ³ /h)	Aria aspirata (m ³ /h)	205
Lpa sonorus 3mt (dB(A))	Lpa sonoro 3mt (dB(A))	54
Total tank capacity (lt)	Capacità tot. fusto (lt)	13
Weight (Kg)	Peso (Kg)	12

Standard Accessories and Filters

Kit: KD036Q [1-2-3-4-5-6-7]

	DESCRIPTION	CODE
1	Flexible hose mt. 2,0 with handle Ø36	ACTF036/2/CIN
2	Little nozzle Ø36	ACBO036
3	Crevice tool Ø36	ACLP036
4	Chrome Extension Hose Ø36	ACTC036
5	Steel Combined Nozzle Ø36 with wheels	ACSP036RTH
6	Dusting brush Ø36	ACPE036
7	Accessories holder Ø36	CPPA003
8	Polyester filter with ring Ø34	FA034PPH8
9	Paper bag 20lt	FI002C

Options

	DESCRIPTION	CODE
10	Rotating brush PP 0,15	ACRO015
11	Floor turbo TB275 Ø36 ABS black	ACFT275
12	Hand turbo TB 155 Ø36 EP black	ACHT155
13	Crevice tool Ø36 350mm	ACLP036/350



40 x 40 x 59 H cm



BIO WET&DRY

Macchina compatta professionale polifunzionale utilizzabile come aspira liquidi aspirapolvere con filtro ad acqua (3,5lt di H₂O) oppure con filtro poliestere a cartuccia. Bio trattiene fino al 99,9% delle polveri contenute nell'aria. Ottimo antiacaro e umidificatore. Contenitore trasparente in plastica resistente da 21lt; motore by-pass con ottime prestazioni.

Professional compact multifunction equipment: BIO is a wet and dry vacuum cleaner with water filter (3,5lt of H₂O) also provided with a polyester cartridge filter that allows to retain dust of air up to 99,9%. High performance by pass motor, see through 21lt polypropylene tank, anti-acarus, humidifier.



Motore
Motor

1



D Polvere
D Dry



W Acqua
W Wet



BWP110

Motors number	Numero motori	1
Stage	Stadi motori	single
Volt (V)	Volt (V)	220 - 240
Frequency (Hz)	Frequenza (Hz)	50 / 60
Cooling	Tipo raffreddamento	by pass
P max (W)	P max (W)	1250
P (W)	Potenza (W)	1050
Waterlift (mm H ₂ O)	Depressione (mmH ₂ O)	1530
Air flow (m ³ /h)	Aria aspirata (m ³ /h)	258
Lpa sonorus 3mt (dB(A))	Lpa sonoro 3mt (dB(A))	60
Total tank capacity (lt)	Capacità tot. fusto (lt)	21
Weight (Kg)	Peso (Kg)	10,5

Standard Accessories and Filters

Kit: KD036B [1-2-3-4-5-6-7-8]

	DESCRIPTION	CODE
1	Flexible hose mt. 2,0 with handle Ø36	ACTF036/2/CIN
2	Little nozzle Ø36	ACBO036
3	Crevice tool Ø36	ACLP036
4	Chrome Extension wand Ø36	ACTC036
5	Steel Combined Nozzle Ø36	ACSP036
6	Liquid nozzle Ø36	ACSM036
7	Dusting brush Ø36	ACPE036
8	Accessories holder Ø36	CPPA003
9	Cartridge filter Ø253	FI225253P

Options

	DESCRIPTION	CODE
10	Power head L350	ACES350
11	Rotating brush PP 0,15	ACRO015
12	Floor turbo TB275 Ø36 ABS black	ACFT275
13	Hand turbo TB 155 Ø36 EP black	ACHT155
14	Power Socket	
15	Crevice tool Ø36 350mm	ACLP036/350



40 x 40 x 59 H cm



GREEN LINE

“Green Line” ELSEA è una gamma di prodotti verdi dal punto di vista dei consumi. Linea di aspiratori in due versioni: Inox, con una capacità fusto da 13 e 23 litri, o Polipropilene, da 21 litri, “Green Line” ha un elevato rendimento in termini di prestazioni ed efficienza grazie ad un motore elettrico di nuova generazione che con appena 750W di potenza garantisce le stesse prestazioni di un motore di vecchia generazione da 1250W, con un risparmio energetico del 40%. I modelli “Green Line” GLI13, GLP21 e GLI23 sono silenziosi, robusti, compatti e dotati di accessori ergonomici, ruote antitraccia, porta accessori e parking.

Available with a 13/23 liters stainless steel capacity tank or with a 21 liters Polypropylene capacity tank, “GREEN LINE” delivers great performance in terms of efficiency and consumption, thanks to the use of a next generation 750W Pmax electric motor, which is able to grant the same performances of a 1250W motor, with less 40% of power consumption. The GLI13, GLP21 and GLI23 are silent, rugged and compact models equipped with ergonomic accessories, nonmarking wheels, accessories holder and parking.



Motore
Motor



D Polvere
D Dry



		GLI13	GLP21	GLI23
Motors number	Numero motori	1	1	1
Stage	Stadi motori	single	single	single
Volt (V)	Volt (V)	220 - 240	220 - 240	220 - 240
Frequency (Hz)	Frequenza (Hz)	50 / 60	50 / 60	50 / 60
Cooling	Tipo raffreddamento	Thru flow	Thru flow	Thru flow
P max (W)	P max (W)	750	750	750
P (W)	Potenza (W)	700	700	700
Waterlift (mm H ₂ O)	Depressione (mmH ₂ O)	2150	2150	2150
Air flow (m ³ /h)	Aria aspirata (m ³ /h)	190	190	190
Lpa sonorus 3mt (dB(A))	Lpa sonoro 3mt (dB(A))	54	54	54
Total tank capacity (lt)	Capacità tot. fusto (lt)	13	21	23
Weight (Kg)	Peso (Kg)	11	12	13
Tank	Fusto	Inox	PP	Inox

Standard Accessories and Filters

Kit: KD036Q [1-2-3-4-5-6-7]

	DESCRIPTION	CODE
1	Flexible hose mt. 2,0 with handle Ø36	ACTF036/2/CIN
2	Little nozzle Ø36	ACB0036
3	Crevice tool Ø36	ACLP036
4	Metal telescopic tube Ø36	ACTT036
5	Steel Combined Nozzle Ø36 with wheels	ACSP036RTH
6	Dusting brush Ø36	ACPE036
7	Accessories holder Ø36	CPPA003
8	Polyester filter with ring Ø34 H80,0mm	FA034PPH8
9	Paper bag 13lt	FI002C for GLI13
10	Paper bag 21lt	FI003C for GLI21 / 23

Options

	DESCRIPTION	CODE
11	Rotating brush PP 0,15	ACRO015
12	Floor turbo TB275 Ø36 ABS black	ACFT275
13	Hand turbo TB 155 Ø36 EP black	ACHT155
14	Crevice tool Ø36 350mm	ACLP036/350



40 x 40 x 59 H cm



X15

X15: ultimo nato in casa ELSEA. Aspirapolvere dal design innovativo e funzionale, per una macchina dalle alte prestazioni e dai ridotti consumi. Elevata forza aspirante, silenziosissimo, l'X15 garantisce performance di altissimo livello, nonostante la bassa potenza elettrica assorbita, che gli garantiscono la classificazione di CLASSE ENERGETICA A. Alta manovrabilità e facilità d'utilizzo grazie alle ridotte dimensioni e ad una presa ergonomica, che ne facilita lo spostamento. L'X15 è equipaggiato, inoltre, di un comodo sistema di start and stop a pedale, un regolatore di velocità motore e di un indicatore luminoso del sacco pieno.

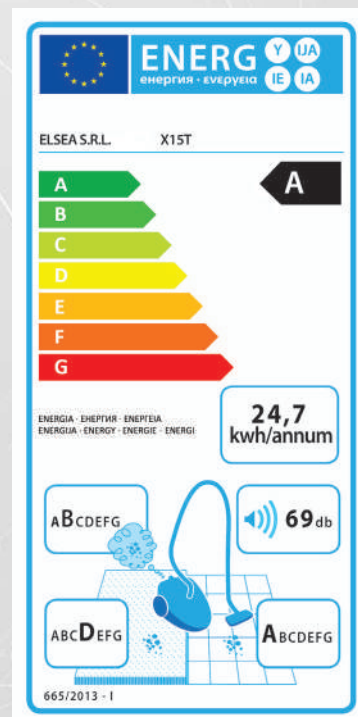
X15: the last born in ELSEA. This vacuum cleaner combines an innovative and functional design with high performances and low consumption. Thanks to its powerful suction and to its really low noise level, the X15 guarantees very high performances. Moreover, the low electrical power absorption attests the X15 in A energy efficiency class. Handy and easy to use, this machine is provided with an ergonomic handle to facilitate the movement. The X15 is also equipped with a useful pedal start&stop system, with a motor speed regulator and with a light indicator to signal when the dust-bag is full.



Motore
Motor



D Polvere
D Dry



		X15	X15R	X15T	X15A+
Motors number	Numero motori	1	1	1	1
Stage	Stadi motori	single	single	single	single
Volt (V)	Volt (V)	220 - 240	220 - 240	220 - 240	220 - 240
Frequency (Hz)	Frequenza (Hz)	50 / 60	50 / 60	50 / 60	50 / 60
Cooling	Tipo raffreddamento	Thru flow	Thru flow	Thru flow	Thru flow
P max (W)	P max (W)	650	650	650	550
P (W)	Potenza (W)	580	580	580	450
Waterlift (mm H ₂ O)	Depressione (mmH ₂ O)	1900	1900	1900	1800
Air flow (l/s)	Aria aspirata (l/s)	30	30	30	30
Lpa sonorus 3mt (dB(A))	Lpa sonoro 3mt (dB(A))	54	54	54	54
Total tank capacity (lt)	Capacità tot. fusto (lt)	11	11	11	11
Tank	Fusto	PP	PP	PP	PP
Weight (Kg)	Peso (Kg)	7,7	7,7	7,7	7,7
Power cord length	Lunghezza Cavo	12mt	12mt	12mt	12mt
Potentiometer	Regolatore di potenza	NO/NO	SI/YES	SI/YES	SI/YES
Output plug	Presa accessoria	NO/NO	NO/NO	SI/YES	SI/YES

Standard Accessories and Filters

Kit: KITX15 [1-2-3-4-5-6]

Kit: KITX15T [1-2-3-4-6-8]

	DESCRIPTION	CODE
1	Flexible hose mt. 2,5 with handle ø36	ACTX036
2	Little nozzle ø36	ACB0036
3	Crevice tool ø36	ACLP036
4	Metal telescopic tube ø36	ACTT036
5	Steel combined nozzle ø36 with wheels	ACSPX036H for X15 and X15R
6	Dusting brush ø36	ACPE036
7	HEPA Bag filter	FIX15H
8	Combined nozzle ø36 TOP	ACSP010 for X15T

Options

	DESCRIPTION	CODE
9	Bag filter - PAPER	FIX15
10	HEPA Cartridge filter	FI28450H
11	Crevice tool Ø36 350mm	ACLP036/350



X15T
X15R



52 x 40 x 47 H cm



X15B

X15B: ultimo nato in casa ELSEA. Aspirapolvere con batteria a litio 36Vdc senza cavo, dal design innovativo e funzionale. Elevata forza aspirante, silenziosissimo, l'X15B garantisce performance di altissimo livello. Alta manovrabilità e facilità d'utilizzo grazie alle ridotte dimensioni e ad una presa ergonomica, che ne facilita lo spostamento. L'X15B è equipaggiato, inoltre, di un comodo sistema di start and stop a pedale.

X15B: the last born in ELSEA. This cordless vacuum cleaner with lithium battery 36Vdc combines an innovative and functional design. Thanks to its powerful suction and to its really low noise level, the X15B guarantees very high performances. Handy and easy to use, this machine is provided with an ergonomic handle to facilitate the movement. The X15B is also equipped with a useful pedal start&stop system.



Motore
Motor



D Polvere
D Dry



X15B

Motors number	Numero motori	1
Stage	Stadi motori	single
Volt (V)	Volt (V)	36Vdc
Cooling	Tipo raffreddamento	Thru flow
P max (W)	P max (W)	300
P (W)	Potenza (W)	250
Waterlift (mm H ₂ O)	Depressione (mmH ₂ O)	1500
Air flow (l/s)	Aria aspirata (l/s)	30
Lpa sonorus 3mt (dB(A))	Lpa sonoro 3mt (dB(A))	52
Total tank capacity (lt)	Capacità tot. fusto (lt)	11
Tank	Fusto	PP
Recharge Time	Tempo di ricarica	2h
Working Autonomy	Autonomia	45'
Weight (Kg)	Peso (Kg)	8,7 whit battery

Standard Accessories and Filters

Kit: KITX15 [1-2-3-4-5-6]

	DESCRIPTION	CODE
1	Flexible hose mt. 2,5 with handle ø36	ACTX036
2	Little nozzle ø36	ACB0036
3	Crevice tool ø36	ACLP036
4	Metal telescopic tube ø36	ACTT036
5	Steel combined nozzle ø36 with wheels	ACSPX036H
6	Dusting brush ø36	ACPE036
7	HEPA bag filter	FIX15H
8	Li-ion battery 36 Vdc	CEBA036/29ELI-ION
9	Battery charger	CECC036/3ALI-ION

Options

	DESCRIPTION	CODE
10	Bag filter	FIX15
11	HEPA Cartridge filter	FI28450H
12	Crevice tool Ø36 350mm	ACLP036/350



52 x 40 x 47 H cm



ARES WET&DRY

Macchina compatta professionale polvere e liquidi. Disponibile con motore bistadio e fusto polipropilene o inox da 21/23 lt. Ideale per la pulizia in spazi ridotti.

Compact and professional Wet&Dry Vacuum Cleaner with a double stage motor perfect to clean small spaces. It is available with stainless steel or polypropylene 21/23 litres tank.



Motore
Motor



D Polvere
D Dry



W Acqua
W Wet



AWP110
AWI110

AWP125
AWI125

		AWP110 AWI110	AWP125 AWI125
Motors number	Numero motori	1	1
Stage	Stadi motori	double	double
Volt (V)	Volt (V)	220 - 240	220 - 240
Frequency (Hz)	Frequenza (Hz)	50 / 60	50 / 60
Cooling	Tipo raffreddamento	by pass	by pass
P max (W)	P max (W)	1250	1400
P (W)	Potenza (W)	1100	1200
Waterlift (mm H ₂ O)	Depressione (mmH ₂ O)	2250	2400
Air flow (m ³ /h)	Aria aspirata (m ³ /h)	170	215
Lpa sonorus 3mt (dB(A))	Lpa sonoro 3mt (dB(A))	60	60
Total tank capacity (lt)	Capacità tot. fusto (lt)	21 / 23	21 / 23
Weight (Kg)	Peso (Kg)	9,2 / 10,1	9,2 / 10,1

Standard Accessories and Filters

Kit: KITW036 [1-2-3-4-5-6-7]

	DESCRIPTION	CODE
1	Flexible hose mt. 2,0 with handle Ø36	ACTF036/2/CIN
2	Little nozzle Ø36	ACBO036
3	Crevice tool Ø36	ACLP036
4	Chrome extension wand Ø36	ACTC036
5	Steel Combined Nozzle Ø36	ACSP036
6	Liquid nozzle Ø36	ACSM036
7	Dusting brush Ø36	ACPE036
8	Polyester filter with ring Ø34	FA034PP
9	Sponge filter for liquids	ACCA165A

Options

	DESCRIPTION	CODE
10	Paper bag 20lt	FI003C
11	Polyester bag 20lt	FI003P
12	Cartridge filter Ø175 - H140 HEPA	FI175140HL
13	Nylon filter Ø334	FINY334AT
14	Power head L350	ACES350
15	Rotating brush PP 0,15	ACRO015
16	Floor turbo TB275 Ø36 ABS black	ACFT275
17	Hand turbo TB Ø36 EP black	ACHT155
18	Power Socket	
19	Crevice tool Ø36 350mm	ACLP036/350



40 x 40 x 59 H cm



MINI BEAT

MINI BEAT: macchina compatta professionale POLVERE E LIQUIDI. Disponibile con motore bistadio e fusto plastica o inox da 21/23 lt. Con vibratore automatico ad azionamento manuale per la pulizia rapida ed efficace del filtro.

MINI BEAT compact and professional WET&DRY vacuum cleaner with a double stage motor and with stainless steel or polypropylene 21/23 litres tank. This machine is equipped with an automatic filter shaker manual device for an effective filter cleaning.



Motore
Motor

1



D Polvere
D Dry



W Acqua
W Wet



Filtro autopulente
Intelligent cleaning
filter



		VWP110 VWI110	VWP125 VWI125
Motors number	Numero motori	1	1
Stage	Stadi motori	double	double
Volt (V)	Volt (V)	220 - 240	220 - 240
Frequency (Hz)	Frequenza (Hz)	50 / 60	50 / 60
Cooling	Tipo raffreddamento	by pass	by pass
P max (W)	P max (W)	1250	1400
P (W)	Potenza (W)	1100	1200
Waterlift (mm H ₂ O)	Depressione (mmH ₂ O)	2250	2400
Air flow (m ³ /h)	Aria aspirata (m ³ /h)	170	215
Lpa sonorus 3mt (dB(A))	Lpa sonoro 3mt (dB(A))	60	60
Total tank capacity (lt)	Capacità tot. fusto (lt)	21 / 23	21 / 23
Weight (Kg)	Peso (Kg)	9,2 / 10,1	9,2 / 10,1

Standard Accessories and Filters

Kit: KITW036 [1-2-3-4-5-6-7]

	DESCRIPTION	CODE
1	Flexible hose mt. 2,0 with handle Ø36	ACTF036/2/CIN
2	Little nozzle Ø36	ACBO036
3	Crevice tool Ø36	ACLP036
4	Crome extension wand Ø36	ACTC036
5	Steel combined nozzle Ø36	ACSP036
6	Liquid nozzle Ø36	ACSM036
7	Dusting brush Ø36	ACPE036
8	Polyester filter with ring Ø34	FA034PP
9	Sponge filter for liquids	ACCA165A

Options

	DESCRIPTION	CODE
10	Paper bag 20lt	FI003C
11	Polyester bag 20lt	FI003P
12	Nylon filter Ø334	FINY334AT
13	Crevice tool Ø36 350mm	ACLP036/350



40 x 40 x 59 H cm



ARES PLUS

Modello polvere e liquidi con capacità del fusto di 37 lt. Un solo motore bistadio e fusto polipropilene o inox.

Wet&Dry Vacuum Cleaner with a double stage motor. It is available with stainless steel or polypropylene 37 litres tank.



Motore
Motor

1



D Polvere
D Dry





W Acqua
W Wet



		AWP110P AWI110P	AWP125P AWI125P
Motors number	Numero motori	1	1
Stage	Stadi motori	double	double
Volt (V)	Volt (V)	220 - 240	220 - 240
Frequency (Hz)	Frequenza (Hz)	50 / 60	50 / 60
Cooling	Tipo raffreddamento	by pass	by pass
P max (W)	P max (W)	1250	1400
P (W)	Potenza (W)	1100	1200
Waterlift (mm H ₂ O)	Depressione (mmH ₂ O)	2250	2400
Air flow (m ³ /h)	Aria aspirata (m ³ /h)	170	215
Lpa sonorus 3mt (dB(A))	Lpa sonoro 3mt (dB(A))	60	60
Total tank capacity (lt)	Capacità tot. fusto (lt)	37	37
Weight (Kg)	Peso (Kg)	12,6 / 13,7	12,6 / 13,7

ALSO AVAILABLE IN CLASS




Standard Accessories and Filters

Kit: KITWI040PL [1-2-3-4-5-6-7-8]

	DESCRIPTION	CODE
1	Complete flexible hose mt.2,5 Ø40	ACTF38/2,5/CN
2	Crevice tool Ø40	ACLP040
3	Chrome extension wand Ø40	ACTC038D
4	Chrome curved extension wand-male Ø40	ACTC038C
5	Nozzle body A/P L300 Ø40	ACCS300A/P
6	Slide-on for liquids nozzle L300	ACIL300
7	Slide-on brush for floor nozzle L300	ACIP300
8	Dusting brush Ø36	ACPE040
9	Polyester filter with ring Ø34	FA034P
10	Sponge filter for liquids	ACCA165A

Options

	DESCRIPTION	CODE
11	Paper bag 36lt	FI004C
12	Polyester bag 36lt	FI004P
13	Cartridge filter Ø175 - H140 HEPA	FI175140HL
14	Nylon filter Ø334	FINY334AT
15	Power head L350	ACES350
16	Slide-on for carpet nozzle L300	ACIT300
17	Complete Handle Ø25 Black Tank 36lt	CMMA025/36C
18	Accessory basket L350	ACCE350
19	Power Socket	
20	Metal Crevice tool Ø38	ACLP038CR
21	Crevice tool car wash	ACLP040CW



40 x 40 x 77 H cm

ARES EXTRA

Modello polvere e liquidi con capacità del fusto di 50 lt. Un solo motore 1700W bistadio e fusto polipropilene o inox.

Wet&Dry Vacuum Cleaner with a double stage motor 1700W. It is available with stainless steel 50 litres tank.



Motore
Motor

1



D Polvere
D Dry




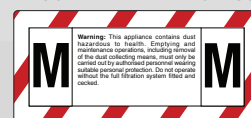
W Acqua
W Wet



AFWI17550

Motors number	Numero motori	1
Stage	Stadi motori	double
Volt (V)	Volt (V)	220 - 240
Frequency (Hz)	Frequenza (Hz)	50 / 60
Cooling	Tipo raffreddamento	by pass
P max (W)	P max (W)	1700
P (W)	Potenza (W)	1500
Waterlift (mm H ₂ O)	Depressione (mmH ₂ O)	2600
Air flow (m ³ /h)	Aria aspirata (m ³ /h)	230
Lpa sonorus 3mt (dB(A))	Lpa sonoro 3mt (dB(A))	60
Total tank capacity (lt)	Capacità tot. fusto (lt)	50
Weight (Kg)	Peso (Kg)	13,7

ALSO AVAILABLE IN CLASS




Standard Accessories and Filters

Kit: KITW040 [1-2-3-4-5-6-7-8]

	DESCRIPTION	CODE
1	Complete flexible hose mt.2,5 Ø40	ACTF38/2,5/CN
2	Crevice tool Ø40	ACLP040
3	Chrome extension wand Ø40	ACTC038D
4	Chrome curved extension wand-male Ø40	ACTC038C
5	Nozzle body A/P L400 Ø40	ACCS400A/P
6	Slide-on for liquids nozzle L400	ACIL400
7	Slide-on brush for floor nozzle L400	ACIP400
8	Dusting brush Ø36	ACPE040
9	Polyester filter with ring Ø37	FA037P
10	Sponge filter for liquids	ACCA165A

Options

	DESCRIPTION	CODE
11	Paper bag 50lt	FI006C
12	Cartridge filter Ø175 - H140 HEPA	FI175140HL
13	Power head L350	ACES350
14	Slide-on for carpet nozzle L300	ACIT400
15	Accessory basket L350	ACCE350
16	Metal Crevice tool Ø38	ACLP038CR



47 x 47 x 85 H cm



CENERVAC

CENERVAC è la risposta professionale di ELSEA ad una specifica esigenza del settore della panificazione: la pulizia di forni dai residui/ceneri incombuste. Dotato di fusto INOX 37 lt e di un motore bistadio da 1400W ad elevata prestazione, CENERVAC è disponibile nella versione con SCUOTIFILTRO per una maggiore efficienza di lavoro.

CENERVAC is the ELSEA professional response to a specific market requirement of the baking sector: the cleaning of ovens/fireplaces from unburnt residues/ashes. Equipped with a 37 lt Stainless steel tanks and a 1400W double stage motor with high performance, CENERVAC is available with a FILTER SHAKER for a greater working efficiency.



Motore
Motor

1



D Polvere
D Dry



Filtro autopulente
Intelligent cleaning
filter



ASDI125V

Motors number	Numero motori	1
Stage	Stadi motori	double
Volt (V)	Volt (V)	220 - 240
Frequency (Hz)	Frequenza (Hz)	50 / 60
Cooling	Tipo raffreddamento	by pass
P max (W)	P max (W)	1400
P (W)	Potenza (W)	1200
Waterlift (mm H ₂ O)	Depressione (mmH ₂ O)	2400
Air flow (m ³ /h)	Aria aspirata (m ³ /h)	215
Lpa sonorus 3mt (dB(A))	Lpa sonoro 3mt (dB(A))	60
Total tank capacity (lt)	Capacità tot. fusto (lt)	37 lt
Weight (Kg)	Peso (Kg)	13,7

Standard Filter

	DESCRIPTION	CODE
1	Conic HEPA cartridge filter Ø202 - H170	FI202170HL

Options

Kit: KD036A

	DESCRIPTION	CODE
2	Flexible hose mt.2,0 with handle Ø36	ACTF036/2/CIN
3	Little nozzle Ø36	ACBO036
4	Crevice tool Ø36	ACLP036
5	Plastic extension wand Ø36	ACTP036
6	Steel combined nozzle Ø36	ACSP036
7	Dusting brush Ø36	ACPE036



Options

Kit: KITV040

	DESCRIPTION	CODE
8	Complete flexible hose mt. 2,5 Ø40	ACTF38/2,5/CN
9	Crevice tool Ø40	ACLP040
10	Chrome extension wand Ø40	ACTC038D
11	Chrome curved extension wand-male Ø40	ACTC038C
12	Nozzle body A/P L300 Ø40	ACCS300A/P
13	Slide-on brush for floor nozzle L300	ACIP300
14	Dusting brush Ø40	ACPE040

Options

Kit: KIT038FSMCN

	DESCRIPTION	CODE
15	Flexible hose in steel and ceramic with couplings Ø36 2,5m	ACTF036OV
16	Straight aluminum wand with half protection L1,0 mt	ACTA038DSAN
17	Oven brush with teflon L400mm	ACCV400FMN

Options

Kit: KIT038FA

	DESCRIPTION	CODE
18	Flexible hose in steel and ceramic with couplings Ø36 L1,0 mt	ACTF036M1N
19	Short metal hose Ø38	ACTR036



40 x 40 x 89 H cm



ARES RECHARGE

ARES RECHARGE aspiratore polvere e liquidi dotato di un motore 24Volt e batterie per l'utilizzo senza cavo elettrico. La macchina ha una autonomia di lavoro che supera i 90 minuti con ottime prestazioni in aspirazione. Fusto 21 lt in acciaio inox, carrello principale robusto e maneggevole con cestello portaccessori e ruota anteriore girevole. L'aspiratore è dotato di vano porta batterie con ruote.

ARES RECHARGE is a BATTERY wet and dry vacuum cleaner equipped with a 24Volt motor with an operating time for up to 90 minutes, for great performances in terms of suction. 21 Lt Stainless steel tank with a robust and handy trolley equipped with front swivel wheels and accessories holder. The unit includes a compartment for batteries with wheels.



Motore
Motor

1



D Polvere
D Dry



W Acqua
W Wet



AWI50024

Motors number	Numero motori	1
Stage	Stadi motori	double
Volt (V)	Volt (V)	24Vdc
Frequency (Hz)	Frequenza (Hz)	c.c
Cooling	Tipo raffreddamento	by pass
P max (W)	P max (W)	550
P (W)	Potenza (W)	460
Waterlift (mm H2O)	Depressione (mmH2O)	1400
Air flow (m ³ /h)	Aria aspirata (m ³ /h)	120
Lpa sonorus 3mt (dB(A))	Lpa sonoro 3mt (dB(A))	54
Total tank capacity (lt)	Capacità tot. fusto (lt)	23lt
Weight (Kg)	Peso (Kg)	34
Tank	Fusto	inox
Working Autonomy	Autonomia	1h30'
Recharge Time	Tempo di ricarica	6h


Standard Accessories and Filters

Kit: KITW032 [1-2-3-4-5-6-7]

	DESCRIPTION	CODE
1	Flexible hose mt.3,0 with handle Ø36	ACTF032/3/CIN
2	Little nozzle Ø32	ACB0032
3	Crevice tool Ø32	ACL032
4	Chrome extension wand Ø32	ACTC032
5	Steel combined nozzle Ø32	ACSP032RT
6	Liquid nozzle Ø32	ACSM032
7	Dusting brush Ø32	ACPE032
8	Polyester filter with ring Ø34	FA034PP
9	Sponge filter for liquids	ACCA165A

Options

	DESCRIPTION	CODE
10	Paper bag 20lt	FI003C
11	Polyester bag 20lt	FI003P
12	Cartridge filter Ø175 - H140 HEPA	FI175140HL
13	Gel Battery 35A/h 12V	CEBA012/35
14	Charger 24V 3A	CECC024/3A



60 x 60 x 96 H cm



EXEL

Aspirapolvere e liquidi. Disponibile con uno, due o tre motori bistadio fino ad una potenza massima di 3600W, con fusto in polipropilene o inox da 76 lt di capacità. Ideale per la pulizia professionale.

Wet&Dry Vacuum Cleaner provided with one, two or three double stage motors, reaching 3600W maximum power. Ideal for professional cleaning. It is available with stainless steel or polypropylene 76 litres tank.



1 Motore
Motor



2 Motori
Motors



3 Motori
Motors



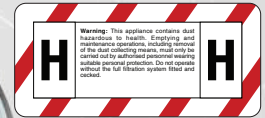
D Polvere
D Dry



W Acqua
W Wet



ALSO AVAILABLE IN CLASS



		EXWP125 EXWI125	EXWP220 EXWI220	EXWP250 EXWI250	EXWP330 EXWI330	EXWP375 EXWI375
Motors number	Numero motori	1	2	2	3	3
Stage	Stadi motori	double	double	double	double	double
Volt (V)	Volt (V)	220 - 240	220 - 240	220 - 240	220 - 240	220 - 240
Frequency (Hz)	Frequenza (Hz)	50 / 60	50 / 60	50 / 60	50 / 60	50 / 60
Cooling	Tipo raffreddamento	by pass	by pass	by pass	by pass	by pass
P max (W)	P max (W)	1400	2400	2600	3300	3600
P (W)	Potenza (W)	1200	2050	2300	2900	3150
Waterlift (mm H ₂ O)	Depressione (mmH ₂ O)	2400	2250	2400	2250	2400
Air flow (m ³ /h)	Aria aspirata (m ³ /h)	215	340	430	510	645
Lpa sonorus 3mt (dB(A))	Lpa sonoro 3mt (dB(A))	65	67	67	68	68
Total tank capacity (lt)	Capacità tot. fusto (lt)	77 / 76	77 / 76	77 / 76	77 / 76	77 / 76
Weight (Kg)	Peso (Kg)	19,0 / 21,0	21,2 / 23,0	21,2 / 23,0	23,0 / 25,0	23,0 / 25,0


Standard Accessories and Filters

Kit: KITW040 [1-2-3-4-5-6-7-8]

	DESCRIPTION	CODE
1	Complete flexible hose mt.2,5 Ø40	ACTF38/2,5/CN
2	Crevice tool Ø40	ACLP040
3	Chrome extension wand Ø40	ACTC038D
4	Chrome curved extension wand-made Ø40	ACTC038C
5	Nozzle body A/P L400 Ø40	ACCS400A/P
6	Slide-on for liquids nozzle L400	ACIL400
7	Slide-on brush for floor nozzle L400	ACIP400
8	Dusting brush Ø40	ACPE040
9	Polyester filter with ring Ø44	FA044P
10	Sponge filter for liquids	ACCA165A

Options

	DESCRIPTION	CODE
11	Paper bag 77lt Max 2mot	FI005C
12	Polyester bag 77lt Max 2mot	FI005P
13	Cartridge filter Ø250 - H178 HEPA	FI250178HL
14	Drainage kit Ø28	ACKI028
15	Nylon filter Ø440	FINY440AT
16	Slide-on for carpet nozzle L400	ACIT400
17	Metal Crevice tool Ø38	ACLP038CR
18	Crevice tool car wash	ACLP040CW



60 x 60 x 96 H cm



EXEL M

Aspirapolvere e liquidi. Disponibile con uno, due o tre motori bistadio fino ad una potenza massima di 3600W, con fusto in polipropilene o inox da 76 lt di capacità e manico per facilitare la manovrabilità. Ideale per la pulizia professionale.

Wet&Dry Vacuum Cleaner with one, two or three double stage motors, Reaching 3600W maximum power and provided with a practical handle. Available with stainless steel or polypropylene 76 litres tank, this model is ideal for professional cleaning.



Motore
Motor

1



Motori
Motors

2



Motori
Motors

3





D Polvere
D Dry



W Acqua
W Wet

ALSO AVAILABLE IN CLASS



		EXWP125M EXWI125M	EXWP220M EXWI220M	EXWP250M EXWI250M	EXWP330M EXWI330M	EXWP375M EXWI375M
Motors number	Numero motori	1	2	2	3	3
Stage	Stadi motori	double	double	double	double	double
Volt (V)	Volt (V)	220 - 240	220 - 240	220 - 240	220 - 240	220 - 240
Frequency (Hz)	Frequenza (Hz)	50 / 60	50 / 60	50 / 60	50 / 60	50 / 60
Cooling	Tipo raffreddamento	by pass	by pass	by pass	by pass	by pass
P max (W)	P max (W)	1400	2400	2600	3300	3600
P (W)	Potenza (W)	1200	2050	2300	2900	3150
Waterlift (mm H ₂ O)	Depressione (mmH ₂ O)	2400	2250	2400	2250	2400
Air flow (m ³ /h)	Aria aspirata (m ³ /h)	215	340	430	510	645
Lpa sonorus 3mt (dB(A))	Lpa sonoro 3mt (dB(A))	65	67	67	68	68
Total tank capacity (lt)	Capacità tot. fusto (lt)	77 / 76	77 / 76	77 / 76	77 / 76	77 / 76
Weight (Kg)	Peso (Kg)	20,0 / 22,0	22,2 / 24,0	22,4 / 24,0	24,0 / 25,0	24,0 / 25,0

Standard Accessories and Filters

Kit: KITW040 [1-2-3-4-5-6-7-8]

	DESCRIPTION	CODE
1	Complete flexible hose mt.2,5 Ø40	ACTF38/2,5/CN
2	Crevice tool Ø40	ACLP040
3	Chrome extension wand Ø40	ACTC038D
4	Chrome curved extension wand-made Ø40	ACTC038C
5	Nozzle body A/P L400 Ø40	ACCS400A/P
6	Slide-on for liquids nozzle L400	ACIL400
7	Slide-on brush for floor nozzle L400	ACIP400
8	Dusting brush Ø40	ACPE040
9	Polyester filter with ring Ø44	FA044P
10	Sponge filter for liquids	ACCA165A

Options

	DESCRIPTION	CODE
11	Paper bag 77lt Max 2mot	FI005C
12	Polyester bag 77lt Max 2mot	FI005P
13	Cartridge filter Ø250 - H178 HEPA	FI250178HL
14	Drainage kit Ø28	ACKI028
15	Nylon filter Ø440	FINY440AT
16	Slide-on for carpet nozzle L400	ACIT400
17	Accessory basket L450 Exel - Bottom	ACCE450E
18	Accessory basket L450 Exel - Top	ACCE450ES
19	Metal Crevice tool Ø38	ACLP038CR
20	Crevice tool car wash	ACLP040CW



60 x 60 x 96 H cm



VERSO

Aspirapolvere e liquidi con uno, due o tre motori bistadio fino ad una potenza massima di 3600W, con fusto in polipropilene o inox da 76 lt di capacità. Ideale per la pulizia professionale con l'aggiunta del carrello basculante e del manico per facilitare lo svuotamento.

Wet&Dry Vacuum Cleaner with one, two or three double stage motors till reaching 3600W maximum power. Provided with tipping trolley for an easy emptying of dirty liquids this model is ideal for professional cleaning. Available with stainless steel or polypropilene 76 litres tank cleaning.



Motore
Motor

1



Motori
Motors

2



Motori
Motors

3


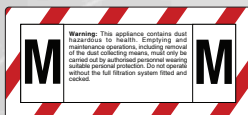


D Polvere
D Dry



W Acqua
W Wet

ALSO AVAILABLE IN CLASS



		VEWP125 VEWI125	VEWP220 VEWI220	VEWP250 VEWI250	VEWP330 VEWI330	VEWP375 VEWI375
Motors number	Numero motori	1	2	2	3	3
Stage	Stadi motori	double	double	double	double	double
Volt (V)	Volt (V)	220 - 240	220 - 240	220 - 240	220 - 240	220 - 240
Frequency (Hz)	Frequenza (Hz)	50 / 60	50 / 60	50 / 60	50 / 60	50 / 60
Cooling	Tipo raffreddamento	by pass	by pass	by pass	by pass	by pass
P max (W)	P max (W)	1400	2400	2600	3300	3600
P (W)	Potenza (W)	1200	2050	2300	2900	3150
Waterlift (mm H ₂ O)	Depressione (mmH ₂ O)	2400	2250	2400	2250	2400
Air flow (m ³ /h)	Aria aspirata (m ³ /h)	215	340	430	510	645
Lpa sonorus 3mt (dB(A))	Lpa sonoro 3mt (dB(A))	65	67	67	68	68
Total tank capacity (lt)	Capacità tot. fusto (lt)	77 / 76	77 / 76	77 / 76	77 / 76	77 / 76
Weight (Kg)	Peso (Kg)	23,0 / 25,0	25,0 / 27,0	25,0 / 27,0	27,1 / 29,0	27,1 / 29,0


Standard Accessories and Filters

Kit: KITW040 [1-2-3-4-5-6-7-8]

	DESCRIPTION	CODE
1	Complete flexible hose mt.2,5 Ø40	ACTF38/2,5/CN
2	Crevice tool Ø40	ACLP040
3	Chrome extension wand Ø40	ACTC038D
4	Chrome curved extension wand-made Ø40	ACTC038C
5	Nozzle body A/P L400 Ø40	ACCS400A/P
6	Slide-on for liquids nozzle L400	ACIL400
7	Slide-on brush for floor nozzle L400	ACIP400
8	Dusting brush Ø40	ACPE040
9	Polyester filter with ring Ø44	FA044P
10	Sponge filter for liquids	ACCA165A

Options

	DESCRIPTION	CODE
11	Paper bag 77lt Max 2mot	FI005C
12	Polyester bag 77lt Max 2mot	FI005P
13	Cartridge filter Ø250 - H178 HEPA	FI250178HL
14	Drainage kit Ø28	ACKI028
15	Nylon filter Ø440	FINY440AT
16	Slide-on for carpet nozzle L400	ACIT400
17	Accessory basket L460 Verso-Bottom	ACCE460
18	Accessory basket L450 Verso-Top	ACCE450VS
19	Complete squeegee tool with foot bracket	ACVF060P/CN
20	S/Steel Spacer with holes Ø440 250mm	CMDI4402F/C
21	Metal Crevice tool Ø38	ACLP038CR
22	Crevice tool car wash	ACLP040CW



60 x 60 x 106 H cm



EJECT

Aspiraliquidi con due motori bistadio ed una pompa immersa integrata all'interno del fusto da 76 lt. Creato per esigenze di aspirazione di liquidi su ampie superfici ed espulsione a distanza. Ideale per risolvere pulizie di cantine, sanificazione fondi di cisterne e problemi di allagamenti in genere.

Wet Vacuum Cleaner provided with two double stage motors and a fully integrated submersible pump inside a 76 litres tank and tipping trolley. Studied for the suction of liquids and distance ejection, this model is fit for cellar cleaning, emptying of cisterns and drainage of any kind of flooding.



2 Motori
Motors



W Acqua
W Wet

POMPA SOMMERSA



EJWI220

Motors number	Numero motori	2
Stage	Stadi motori	double
Volt (V)	Volt (V)	220 - 240
Frequency (Hz)	Frequenza (Hz)	50 / 60
Cooling	Tipo raffreddamento	by pass
P max (W)	P max (W)	2400
P (W)	Potenza (W)	2050
Waterlift (mm H ₂ O)	Depressione (mmH ₂ O)	125
Air flow (m ³ /h)	Aria aspirata (m ³ /h)	2250
Lpa sonorus 3mt (dB(A))	Lpa sonoro 3mt (dB(A))	340
Total tank capacity (lt)	Capacità tot. fusto (lt)	67
Weight (Kg)	Peso (Kg)	76
Tank	Fusto	28,0


Standard Accessories and Filters

Kit: KITEJ040 [1-2-3-4-5]

	DESCRIPTION	CODE
1	Complete flexible hose mt.2,5 Ø40	ACTF38/2,5/CN
2	Chrome extension wand Ø40	ACTC038D
3	Chrome curved extension wand-male Ø40	ACTC038C
4	Nozzle body A/P L400 Ø40	ACCS400A/P
5	Slide-on for liquids nozzle L400	ACIL400
6	Accessory basket L460 Verso - Bottom	ACCE460
7	Sponge filter for liquids	ACCA165A

Options

	DESCRIPTION	CODE
8	Crevice tool Ø40	ACLPO40
9	Dustin brush Ø40	ACPE040
10	Slide-on brush for floor nozzle L400	ACIP400
11	Polyester filter with ring/with basket Ø44	FA044P/C
12	Paper bag 77lt Max 2mot	FI005C
13	Polyester bag 77lt Max 2mot	FI005P
14	Cartridge filter Ø250 - H178 HEPA	FI250178HL
15	Drainage kit Ø28	ACKI028
16	Nylon filter Ø440	FINY440AT
17	Slide-on for carpet nozzle L400	ACIT400
18	Complete squeegee tool with foot bracket	ACVF060P/CN
19	Dirty water basket for Eject - inox	CMCE077I



60 x 60 x 106 H cm



MAXIMUS

MAXIMUS l'aspirazione di materiali particolari quali i trucioli di metallo, residui di legno e vetro, nonché oli, lubrificanti e scarti di produzione meccanica. Il filtro di aspirazione ad elevata superficie filtrante è protetto dall'urto diretto dei materiali per mezzo di una barriera che favorisce l'effetto ciclone.

MAXIMUS allows a comfortable suction of metal swarfs, wood tailings, debris, pieces of glass, exhausted oil, lubricants and any other kind of waste deriving from mechanical manufacturing. The cartridge filter has a high filtration capacity and efficiency. It is protected by a metal cone against direct impact of all kinds of debris creating the so called "cyclone effect".



3 Motori
Motors



D Polvere
D Dry



W Acqua
W Wet



Uso industriale
Industrial use



VEWI375T
VEWI375TP

Motors number	Numero motori	3
Stage	Stadi motori	double
Volt (V)	Volt (V)	220 - 240
Frequency (Hz)	Frequenza (Hz)	50 / 60
Cooling	Tipo raffreddamento	by pass
P max (W)	P max (W)	3600
P (W)	Potenza (W)	3150
Waterlift (mm H ₂ O)	Depressione (mmH ₂ O)	2400
Air flow (m ³ /h)	Aria aspirata (m ³ /h)	645
Lpa sonorus 3mt (dB(A))	Lpa sonoro 3mt (dB(A))	68
Total tank capacity (lt)	Capacità tot. fusto (lt)	76
Weight (Kg)	Peso (Kg)	29,8

Standard Accessories and Filters

Kit: KITVEWI375TN [1-2-3-4-5-6-7-8]

DESCRIPTION	CODE
1 Complete flexible hose mt.2,5 Ø50	ACTF50CN
2 Crevice tool Ø50	ACLP050
3 Chrome curved extension wand Ø50	ACTS050
4 Triangle Nozzle Ø50	ACBO050T
5 Nozzle body A/P LA00 Ø50	ACCS40050DAV
6 Slide-on for liquids nozzle L400	ACIL400DAV
7 Slide-on brush for floor nozzle L400	ACIP400DAV
8 Dusting brush Ø50	ACPE050
9 Polyester Cartridge filter Ø250 - H178	FI250178P
10 Sponge filter for liquids	ACCA165A
20 Cyclon Ø300	CMCI300N

Standard Accessories and Filters

Kit: KITVEWI375TPN [11-12-13-14-15-16]

DESCRIPTION	CODE
11 Antistatic flexible hose complete mt 2,5 Ø50	ACTF50PUCN
12 Antistatic conic crevice tool Ø50	ACLC050A
13 Antistatic corrugated squeegee Ø50	ACVO050A
14 Antistatic conic accessory Ø50	ACTC050A
15 Zinc plated crevice tool L500mm Ø50	ACLA050Z
16 Zinc plated coupling for accessories Ø50	ACMG050Z
9 Polyester Cartridge filter Ø250 - H178	FI250178P
10 Sponge filter for liquids	ACCA165A
20 Cyclon Ø300	CMCI300N

Options

DESCRIPTION	CODE
17 Shavings/oil separator for Maximus	KITSE440N
18 Polyester filter with ring Ø44	FA044P
19 Accessory basket L460 Verso-Bottom	ACCE460
21 Complete squeegee tool with foot bracket	ACVF060P/C/MAXN
22 Complete industrial nozzle L450 Ø50 wet/dry	ACSC450IND



60 x 60 x 106 H cm



VERSO OVEN ARES PLUS OVEN

Verso Oven due motori e Ares Plus Oven un motore sono i modelli tecnicamente studiati per l'aspirazione dei residui lasciati dagli alimenti sui ripiani dei forni elettrici. Il set forno opzionale, il filtro con tessuto per le alte temperature e la bocca di aspirazione in materiale termo-resistente ne consentono l'utilizzo per alcuni istanti in forni accesi. Non idonei all'aspirazione di braci ardenti.

The models VERSO OVEN (equipped with two motors) and ARES PLUS OVEN (equipped with one motor) are technically studied for suction of residues left by food on shelves of electric ovens. The optional oven set along with the filter with fabric for high temperatures and the heat-resistant suction inlet, allow the use of the machines in the oven on (only for some seconds). Not suitable for suction of burning embers.



Motore
Motor

1



Motori
Motors

2



D Polvere
D Dry



Antistatico
Antistatic



		ADI125PMF	VEDI220F
Motors number	Numero motori	1	2
Stage	Stadi motori	double	double
Volt (V)	Volt (V)	220 - 240	220 - 240
Frequency (Hz)	Frequenza (Hz)	50 / 60	50 / 60
Cooling	Tipo raffreddamento	by pass	by pass
P max (W)	P max (W)	1400	2400
P (W)	Potenza (W)	1200	2050
Waterlift (mm H ₂ O)	Depressione (mmH ₂ O)	2400	2250
Air flow (m ³ /h)	Aria aspirata (m ³ /h)	215	340
Lpa sonorus 3mt (dB(A))	Lpa sonoro 3mt (dB(A))	60	67
Total tank capacity (lt)	Capacità tot. fusto (lt)	37	76
Weight (Kg)	Peso (Kg)	13,7	27,0

Standard Filters

	DESCRIPTION	CODE	NOTE
1	Filter with fabric for high temperatures with ring Ø44	FA044AT	VEDI220F
2	Filter with fabric for high temperatures with ring Ø34	FA034AT	ADI125PMF



Options

Kit: KIT038OV [3-4-5-6-7]

	DESCRIPTION	CODE
3	Flexible hose in steel and ceramic with couplings Ø36 2,5m	ACTF036OV
4	Straight aluminum wand with protection L 1,0 mt	ACTA038DP
5	Straight aluminum wand with alf protection L 1,0 mt	ACTA038DSN
6	Straight aluminum wand L 1,0 mt	ACTA038DCMN
7	Oven brush with teflon L 400 mm	ACCV400FMN



Options

Kit: KIT038FTG [7-8-9-10-11]

	DESCRIPTION	CODE
8	High Temperature Flexible Hose Ø38	ACTG038C
9	Straight aluminum wand 0,95 mt	ACTA038/95
10	Straight aluminum wand L 1,0 mt	ACTA038D
11	Straight aluminum wand L 1,0 mt	ACTA038DCMN

OVEN



60 x 60 x 106 H cm



ESTRO 110

Linea lavamoquette nella versione 21/23 lt, compatto, maneggevole, leggero con innovativo carrello/serbatoio. L'unico della gamma estrattori con il kit polvere di serie: consente di aspirare polveri, liquidi oltre che lavorare come lavamoquette, lavapoltrone, lavapavimenti, etc.

Extractor with 21/23 litres tank, compact, manageable and light with an innovative trolley/tank. The only one of our range of extractors with the dry kit standard. There are different possible uses: dry cleaning, wet cleaning, extractor, armchairwasher, floorwasher.



Motore
Motor

1



D Polvere
D Dry



W Acqua
W Wet



Lavamoquette
Clean carpet & floor
vacuum



V Pompa estrattore
vibrazione
V Solenoid pump



EWPV11020MT
EWIV11020MT

Motors number	Numero motori	1
Stage	Stadi motori	double
Volt (V)	Volt (V)	220 - 240
Frequency (Hz)	Frequenza (Hz)	50 / 60
Cooling	Tipo raffreddamento	by pass
P max (W)	P max (W)	1250
P (W)	Potenza (W)	1100
Waterlift (mm H ₂ O)	Depressione (mmH ₂ O)	2250
Air flow (m ³ /h)	Aria aspirata (m ³ /h)	170
Lpa sonorus 3mt (dB(A))	Lpa sonoro 3mt (dB(A))	60
Total tank capacity (lt)	Capacità tot. fusto (lt)	21 / 23
Capacity Pump (lt/min)	Portata pompa (lt/min)	0,8
Lift pump (bar)	Pressione pompa (bar)	2
Pump (W)	Pompa (W)	48
Detergent tank (lt)	Serbatoio detergente (lt)	8
Weight (kg)	Peso (kg)	16,8 / 17,9

Standard Accessories and Filters

Kit: KITE036/20 [1-2-3-4-5-6-7-8]

	DESCRIPTION	CODE
1	Complete Hydrolitic flexible hose Ø36 MT	ACTF36C/IN
2	Extractor extension wand Ø37	ACTP037E
3	Armchair nozzle Ø37	ACBL095PO
4	Nozzle carpet tool Ø37 MT	ACBL225
5	Little nozzle Ø37	ACBO037
6	Dusting brush Ø37	ACPE037
7	Crevice tool Ø37	ACLPO37
8	Steel combined nozzle Ø37	ACSP037
9	Polyester filter with ring Ø34	FA034PP
10	Sponge filter for liquids	ACCA165A
11	Anti-Foam Device	CGDA060

Options

	DESCRIPTION	CODE
12	Charging hose Ø18,5mm L 1,5m + funnel	ACTR185C
13	Paper bag	FI003C



40 x 40 x 77 H cm



13

ESTRO 125

Linea di estrattori (tappeti, poltrone, pavimenti, ecc.), versione ad un motore con l'innovativo carrello/serbatoio 8 lt, con fusto da 36 lt in polipropilene o inox. L'utilizzo è sempre associato alla contemporanea erogazione ed aspirazione di detergente (acqua o miscela di acqua e detergente idoneo).

Extractor with a double stage motor it is indicated for the cleaning of carpets, armchairs, moquettes. This model is provided with the very innovative 8 litres detergent tank designed to be assimilated to the trolley and to be completely separated from residual liquids tank. It is available with stainless steel or polypropylene 36 litres tank.



Motore
Motor



W Acqua
W Wet



Lavamoquette
Clean carpet & floor
vacuum



V Pompa estrattore
vibrazione
V Solenoid pump



EWPV125
EWIV125

Motors number	Numero motori	1
Stage	Stadi motori	double
Volt (V)	Volt (V)	220 - 240
Frequency (Hz)	Frequenza (Hz)	50 / 60
Cooling	Tipo raffreddamento	by pass
P max (W)	P max (W)	1400
P (W)	Potenza (W)	1200
Waterlift (mm H ₂ O)	Depressione (mmH ₂ O)	2400
Air flow (m ³ /h)	Aria aspirata (m ³ /h)	215
Lpa sonorus 3mt (dB(A))	Lpa sonoro 3mt (dB(A))	60
Total tank capacity (lt)	Capacità tot. fusto (lt)	37
Capacity Pump (lt/min)	Portata pompa (lt/min)	0,8
Lift pump (bar)	Pressione pompa (bar)	2
Pump (W)	Pompa (W)	48
Detergent tank (lt)	Serbatoio detergente (lt)	8
Weight (kg)	Peso (kg)	17,6 / 18,7

Standard Accessories and Filters

Kit: KITE040 [1-2]

	DESCRIPTION	CODE
1	Flexible hose+Hydrolitic tube complete mt.2,5 Ø40	ACTF038EN
2	Complete armchair nozzle	ACBL100PO/C
3	Sponge filter for liquids	ACCA165A
4	Anti-Foam Device	CGDA060

Options

	DESCRIPTION	CODE
5	Polyester filter with ring Ø34	FA034P
6	Paper bag 36lt	FI004C
7	Polyester bag 36lt	FI004P
8	Cartridge filter Ø175 - H140 HEPA	FI175140HL
9	Nylon filter Ø334	FINY334AT
10	Complete Handle Ø25 Black Tank 36lt	CMMA025/36C
11	Complete carpet tool 1 jet	ACLA230/C
12	Accessory basket L350-Bottom	ACCE350
13	Bag wet/Dry 37lt	FI5035TNT
14	Charging hose Ø18,5mm L 1,5m + funnel	ACTR185C



40 x 40 x 81 H cm



ESTRO 250-330

Linea di estrattori per tappeti, poltrone, pavimenti, ecc.), versione a due o tre motori con serbatoio 20 lt e fusto basculante in polipropilene o inox. L'utilizzo è sempre associato alla contemporanea erogazione ed aspirazione di detergente (acqua o miscela di acqua e detergente idoneo).

Extractor with two or three double stage motors. It is indicated for the cleaning of carpet, armchair, moquette. This model is provided with the 20 litres detergent tank designed to be completely separated from residual liquids tank. It is available with stainless steel or polypropylene 76 litres tank and tipping trolley.



Motori
Motors



Motori
Motors



W Acqua
W Wet



Lavamoquette
Clean carpet
& floor
vacuum



V Pompa
estrattore
vibrazione
V Solenoid
pump



R Pompa
estrattore
rotativa
R Peripheral
electrical pump



		EWPV250 EWIV250	EWPR250 EWIR250	EWPV330 EWIV330
Motors number	Numero motori	2	2	3
Stage	Stadi motori	double	double	double
Volt (V)	Volt (V)	220 - 240	220 - 240	220 - 240
Frequency (Hz)	Frequenza (Hz)	50 / 60	50 / 60	50 / 60
Cooling	Tipo raffreddamento	by pass	by pass	by pass
P max (W)	P max (W)	2600	2600	3300
P (W)	Potenza (W)	2300	2300	2900
Waterlift (mm H ₂ O)	Depressione (mmH ₂ O)	2400	2400	2250
Air flow (m ³ /h)	Aria aspirata (m ³ /h)	430	430	510
Lpa sonorus 3mt (dB(A))	Lpa sonoro 3mt (dB(A))	67	67	68
Total tank capacity (lt)	Capacità tot. fusto (lt)	77 / 76	77 / 76	77 / 76
Capacity Pump (lt/min)	Portata pompa (lt/min)	0,8	1,8	0,8
Lift pump (bar)	Pressione pompa (bar)	2	3,5	2
Pump (W)	Pompa (W)	48	90	48
Detergent tank (lt)	Serbatoio detergente (lt)	20	20	20
Weight (kg)	Peso (kg)	25,5 / 27,5	25,5 / 27,7	25,9 / 27,9

Standard Accessories and Filters

Kit: KITE040 [1-2]

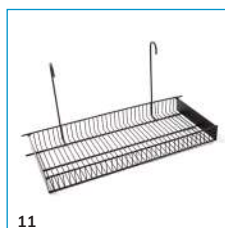
	DESCRIPTION	CODE
1	Flexible hose+Hydrolitic tube complete mt.2,5 Ø40	ACTF038EN
2	Complete armchair nozzle	ACBL100PO/C
2bis	Complete armchair nozzle Estro R	ACBL100POER for EWPR250 and EWIR250
3	Sponge filter for liquids	ACCA165A
4	Anti-Foam Device	CGDA060

Options

	DESCRIPTION	CODE
5	Polyester filter with ring Ø44	FA044P
6	Paper bag 77lt	FI005C
7	Polyester bag 77lt	FI005P
8	Cartridge filter Ø250 - H178 HEPA	FI250178HL
9	Nylon filter Ø440	FINY440AT
10	Complete carpet tool 1 jet	ACLA230/C
11	Accessory basket L450-Top	ACCE450VS
12	Drainage kit Ø28	ACKI028
13	Bag wet/Dry 77lt	FI7050TNT
14	Charging hose Ø18,5mm L 1,5m + funnel	ACTR185C



60 x 60 x 106 H cm



ESTRO HOTWAVE 250

HOT WAVE: Macchina a caldo per iniezione ed estrazione, due motori, serbatoio detergente 20 lt, fusto 77 lt basculante polipropilene o inox. Ideale per una efficace pulizia ad alta temperatura, regolata da un termostato fino a 90°C.

HOT WAVE Extractor with hot water equipped with 2 double stage motors, 77 lt polypropylene or inox tank with tipping trolley, 20 lt detergent tank. This machine is indicated for an efficient high temperature cleaning, thanks to its 90°C thermostat.



2 Motori
2 Motors



W Acqua
W Wet



Lavamoquette
Clean carpet & floor
vacuum



Acqua calda
Hot water



V Pompa
estrattore
vibrazione
V Solenoid
pump



EWPV250H
EWIV250H

Motors number	Numero motori	2
Stage	Stadi motori	double
Volt (V)	Volt (V)	220 - 240
Frequency (Hz)	Frequenza (Hz)	50 / 60
Cooling	Tipo raffreddamento	by pass
P max (W)	P max (W)	3600
P (W)	Potenza (W)	3300
Waterlift (mm H ₂ O)	Depressione (mmH ₂ O)	2400
Air flow (m ³ /h)	Aria aspirata (m ³ /h)	430
Lpa sonorus 3mt (dB(A))	Lpa sonoro 3mt (dB(A))	67
Total tank capacity (lt)	Capacità tot. fusto (lt)	77 / 76
Capacity Pump (lt/min)	Portata pompa (lt/min)	0,8
Lift pump (bar)	Pressione pompa (bar)	2
Pump (W)	Pompa (W)	48
T max detergent (°C)	T max detergente (°C)	90
Detergent tank (lt)	Serbatoio detergente (lt)	20
Weight (kg)	Peso (kg)	26,5 / 28,5

HOT WAVE

Standard Accessories and Filters

Kit: KITE040 [1-2]

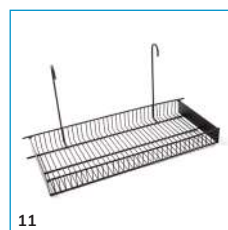
	DESCRIPTION	CODE
1	Flexible hose+Hydrolitic tube complete mt.2,5 Ø40	ACTF038EHN
2	Complete armchair nozzle	ACBL100POHC
3	Sponge filter for liquids	ACCA165A
4	Anti-Foam Device	CGDA060

Options

	DESCRIPTION	CODE
5	Polyester filter with ring Ø44	FA044P
6	Paper bag 77lt Max 2mot	FI005C
7	Polyester bag 77lt Max 2mot	FI005P
8	Cartridge filter Ø250 - H178 HEPA	FI250178HL
9	Nylon filter Ø440	FINY440AT
10	Complete carpet tool 1 jet	ACLA230/C
11	Accessory basket L450-Top	ACCE450VS
12	Drainage kit Ø28	ACKI028
13	Charging hose Ø18,5mm L 1,5m + funnel	ACTR185C



60 x 60 x 106 H cm



HOT POSEIDON

Estrattore ad acqua calda 3 motori, dotato di un caldaia in ACCIAIO INOX da 2 litri, che può garantire una temperatura d'acqua fino a 90 gradi in esercizio continuo.

La pompa rotativa da 90W che fornisce un pressione di 8 bar, il serbatoio acqua da 30 litri e gli utensili industriali in ACCIAIO INOX, rendono HOT POSEIDON il partner ideale per impieghi professionali intensivi.

It is a 3 motors carpet cleaner, equipped with a STAINLESS STEEL BOILER with 2 lit of capacity, placed in a dedicated case at the bottom of the machine, that can grant a water temperature up to 90 degrees in continuous operation.

A 90W rotary Pump supplies a 8 bar injection power. The 30 liters water tank capacity and the industrial upholstery tools IN STAINLESS STEEL, make this machine the ideal partner for intensive professional uses.



3 Motori
Motors



W Acqua
W Wet



Acqua calda
Hot water



R Pompa estrattore
rotativa
R Peripheral electrical
pump




Lavamoquette
Clean carpet & floor
vacuum

EWIV375POS

Motors number	Numero motori	3
Stage	Stadi motori	double
Volt (V)	Volt (V)	220 - 240
Frequency (Hz)	Frequenza (Hz)	50 / 60
Cooling	Tipo raffreddamento	by pass
P max motors (W)	P max motori(W)	3600
Waterlift (mm H ₂ O)	Depressione (mmH ₂ O)	2400
Air flow (m ³ /h)	Aria aspirata (m ³ /h)	645
P boiler (W)	P caldaia (W)	1800
Pump (W)	Pompa (W)	90
Capacity pump (it/min)	Portata pompa (it/min)	2
Lift pump (bar)	Pressione pompa (bar)	8
Lpa sonorus 3mt (dB(A))	Lpa sonoro 3mt (dB(A))	67
Total tank capacity (lt)	Capacità tot. fusto (lt)	60
Detergent tank (lt)	Serbatoio detergente (lt)	30
Weight (kg)	Peso (kg)	41.0

Standard Accessories and Filters

	DESCRIPTION	CODE
1	Flexible hose+ complete Hydrolitic tube mt.5,0 Ø40	ACTF038EHPN
2	Complete armchair nozzle stainless steel 4" - 100mm	ACBL004PO/C
3	Sponge filter for liquids	ACCA165A
4	Anti-Foam Device	CGDA060
5	Drainage kit	ACKI028



Options

	DESCRIPTION	CODE
6	Complete moquette nozzle INOX 12" - 300mm	ACBL012PO/C



60 x 60 x 130 H cm



HOT FOAM

HOT FOAM POSEDION macchina ad iniezione-estrazione SCHIUMA ed acqua calda con struttura industriale interamente in acciaio verniciato. Il gruppo iniezione composto da compressore da 5lt, pompa da 8bar e boiler da 1500W, produce un' efficace miscela di schiuma ed acqua calda che agisce profondamente sui tessuti senza penetrarne eccessivamente le fibre. L'azione combinata di un potente aspiratore da 3600W consente la massima rimozione di sporco ed una rapida asciugatura delle superfici trattate.

HOT FOAM POSEDION is an hot foam injection-extraction machine mounted on a metal industrial chassis in painted steel. The injection system is made by a 5lt compressor, 8bar pump and a 1500W boiler. It produces an effective mix of foam and hot water which acts deeply on the fabrics without soaking their fibers. The combined action of a powerful 3600W vacuum cleaner allows the maximum dirt removal and a rapid drying of the treated surfaces.



3 Motori
Motors



W Acqua
W Wet



Acqua calda
Hot water



V Pompa estrattore
vibrazione
V Solenoid pump




Lavamoquette
Clean carpet &
floor **vacuum**

EWIV375FPO

Motors number	Numero motori	3
Stage	Stadi motori	double
Volt (V)	Volt (V)	220 - 240
Frequency (Hz)	Frequenza (Hz)	50 / 60
Cooling	Tipo raffreddamento	by pass
P max motors (W)	P max motori(W)	3600
Waterlift (mm H ₂ O)	Depressione (mmH ₂ O)	2400
Air flow (m ³ /h)	Aria aspirata (m ³ /h)	645
P boiler (W)	P caldaia (W)	1500
Pump (W)	Pompa (W)	70
Capacity pump (it/min)	Portata pompa (it/min)	1,4
Lift pump (bar)	Pressione pompa (bar)	8
Lpa sonorus 3mt (dB(A))	Lpa sonoro 3mt (dB(A))	67
Total tank capacity (lt)	Capacità tot. fusto (lt)	60
Detergent tank (lt)	Serbatoio detergente (lt)	30
Weight (kg)	Peso (kg)	51,0

Standard Accessories and Filters

	DESCRIPTION	CODE
1	Flexible hose+ complete Hydrolitic tube mt.5,0 Ø40	ACTF038EHPN
2	Complete armchair nozzle stainless steel 4" - 100mm	ACBL004POF/C
3	Armchair Foam Tool with Brush	ACLA310F
4	Foam Manual Brush 120mm	ACSP120F
5	Armchair nozzle PP - 100mm	ACBL100PO
6	Sponge filter for liquids	ACCA165A
7	Anti-Foam Device	CGDA060
8	Drainage kit	ACKI028



Options

	DESCRIPTION	CODE
9	Nebulizer Accessory 750mm	ACNE750F
10	Complete moquette nozzle INOX 12" - 300mm	ACBL012PO/C



60 x 60 x 130 H cm



CAR SEATS DRYER

DRYCAR è un asciugatore professionale per interni di autoveicoli. Grazie a due potenti getti d'aria calda, asciuga sedili e tappetini dell'automobile in brevissimo tempo, velocizzando notevolmente i tempi di attesa.

DRYCAR is a professional dryer for vehicle interiors. Thanks to the two powerful jets of hot air, it dries car seats and rugs very quickly.



Motore
Motor



Aria calda
Hot air



Resistenze
Resistors



AS3100


Motors number	Numero motore ventilazione	1
Volt (V)	Volt (V)	220 - 240
Frequency (Hz)	Frequenza (Hz)	50 / 60
P max motors (W)	P max motori(W)	3120
Tmax (C°)	Tmax (C°)	70
Dimensioni (L x L x H)	Dimensioni (L x L x H)	57 x 57 x 80
Weight (kg)	Peso (kg)	21,5

Standard Accessories

	DESCRIPTION	CODE
1	Tubo calore mt.4 Ø50 2pz.	ACTF050SC
2	Kit sacche asciugatore 3pz	KIT003A
3	Asta reggi tubo	CMS014403



60 x 60 x 96 H cm



STEAM WAVE

STEAM WAVE grazie alle sue elevate prestazioni può essere utilizzato per ristoranti, alberghi, macellerie, caseifici, comunità, ecc. oltre che nel domestico, laddove viene richiesta la massima igiene. Può svolgere diverse funzioni grazie ad una vasta gamma di accessori standard. È conforme alle nuove normative di autocontrollo HACCP (DL N.155 del 26/05/97).

STEAM WAVE è provvisto di un sistema di ricarica automatica dell'acqua alla caldaia. Il sistema assicura una produzione di vapore illimitata nel tempo.

STEAM WAVE has been created mainly for a domestic use, but thanks to its high performance it can be used for restaurants, hotels, butcher shops, communities etc. and all those places where an extremely accurate cleaning is necessary. Thanks to a wide range of accessories it has several functions.

STEAM WAVE complies with the requirement of the directive HACCP (DL N.155 dtd 26/05/97).

STEAM WAVE is provided with an automatic water reload system of the boiler. Steam production has no time limit.



Motore
Motor

1



D Polvere
D Dry



W Acqua
W Wet



Lavamoquette
Clean carpet & floor
vacuum



Vapore
Steam



Regolatore
Regulator



SWP110

Power	Alimentazione	230V - 50Hz
Boiler capacity	Capacità caldaia	2,2 lt
Boiler power	Potenza caldaia	1800 W
Working pressure	Pressione di esercizio	5 BAR
Steam production kg/h	Produzione vapore kg/h	3,1 kg/h
Steam temperature in the boiler	Temperatura vapore in caldaia	140°
Pmax vacuum	Pmax aspiraliquidi	1250 W
Stainless tank capacity	Capacità serbatoio inox	22 lt
Water tank capacity	Capacità serbatoio riserva acqua	8,0 lt
Weight (kg)	Peso (kg)	22 kg

Standard Accessories and Filters

	DESCRIPTION	CODE
1	Steam hose 3m	ACTV029V3
2	Terminal steam hose	ACMT036V
3	Little brush steam hose	ACPE010VV
4	Steam-Vacuum hose 3m	ACTA036VN
5	Terminal steam-vacuum hose	ACMT036VA
6	Little brush steam-vacuum hose	ACPE010VA
7	Steam manual body brush	ACCS150VD
8	Slide-on for liquids manual nozzle	ACIL150VD
9	Slide-on brush manual nozzle	ACIP150VD
10	Crevice tool Ø36	ACLP036
11	Dusting brush Ø36	ACPE036
12	Little nozzle Ø36	ACBO036
13	Radiator brush	ACSP150
14	Steam extension wand	ACTP037VM
15	Steam body nozzle L 300	ACCS300VD
16	Slide-on brush for floor steam nozzle L 300	ACIP300VD
17	Slide-on for liquids steam nozzle	ACIL300VD
18	Slide-on for carpet steam nozzle	ACIT300VD
19	Armchair steam nozzle	ACBL095POV
20	Steam nozzle carpet tool	ACBL225VS
21	Sponge filter	ACCA165A



Options

	DESCRIPTION	CODE
22	Polyester filter with ring Ø36	FA034PP
23	Charging hose Ø18,5mm L 1,5m + funnel	ACTR185C
24	Steam brush - Brass bristles	ACPE010VVOT
25	Steam brush - Stainless Steel Bristles	ACPE010VVIN
26	Steam/Vacuum Little Brush - Brass Bristles	ACPE010VDDOT
27	Steam/Vacuum Little Brush - Stainless Steel Bristles	ACPE010VDDIN
28	Terminal Steam Hose L200mm with Brass Nozzle	ACPV200OU



40 x 40 x 81 H cm



STEAM PLUS

ELSEA STEAM PLUS: generatore di vapore ideale per la totale sanificazione e pulizia di tutti gli ambienti professionali sottoposti a normativa HACCP (industria alimentare e farmaceutica, strutture sanitarie, centri sportivi ed estetici, hotel e locali pubblici). Oltre che da una caldaia a ricarica continua da 3000W, la macchina è dotata di un potente aspirapolvere/liquido da 1400W, che consente l'uso di INIEZIONE e ESTRAZIONE con acqua calda/fredda, con o senza detergente, entrambi regolabili, per la detergenza di moquette e tappezzerie e per la pulizia in genere. L'ampia gamma di accessori in dotazione rende ELSEA STEAM PLUS un affidabile alleato per la pulizia di tutti i tipi di superficie.

Steam generator ideal for a complete cleaning and sanification of all those professional work environments which are subject to HACCP regulations (pharmaceutical and food industry, medical facilities, sport and beauty centers, hotels and public places). Besides a 3000W continuous charging boiler, the machine is also equipped with a 1400W powerful wet & dry vacuum cleaner, that allows the use of the INJECTION/EXTRACTION process (both with adjustable hot/cold water, and with or without detergents as well) for the maintenance of all kind of carpets and upholsteries. Thanks to its wide range of standard accessories, the ELSEA STEAM PLUS is a reliable ally for the cleaning treatments of all types of surfaces.



Motore
Motor



D Polvere
D Dry



W Acqua
W Wet



Acqua calda
Hot water



Lavamoquette
Clean carpet & floor
vacuum



Vapore
Steam



Serbatoio
detergente
Detergent tank



Regolatore
Regulator



SWI125N

Power	Alimentazione	230V - 50Hz
Boiler capacity	Capacità caldaia	3,5 lt
Boiler power	Potenza caldaia	1500 + 1500 W
Working pressure	Pressione di esercizio	7 BAR
Steam production kg/h	Produzione vapore kg/h	5,22 kg/h
Steam temperature in the boiler	Temperatura vapore in caldaia	180°
Water tank	Serbatoio acqua	5 lt
Detergent tank	Serbatoio detergente	5 lt
Pmax vacuum double stage	Pmax aspiraliquidi bistadio	1400 W
Stainless tank capacity	Capacità serbatoio inox	22 lt
Weight (kg)	Peso (kg)	45 Kg

Standard Accessories and Filters

	DESCRIPTION	CODE
1	Steam hose 3m	ACTV029VSP3
2	Terminal steam hose	ACMT036V
3	Little brush steam hose	ACPE010VV
4	Steam-Vacuum hose 3m	ACTA036VASPN
5	Terminal steam-vacuum hose	ACMT036VA
6	Little brush steam-vacuum hose	ACPE010VA
7	Steam manual body brush	ACCS150VD
8	Slide-on for liquids manual nozzle	ACIL150VD
9	Slide-on brush manual nozzle	ACIP150VD
10	Crevice tool Ø36	ACLP036
11	Dusting brush Ø36	ACPE036
12	Little nozzle Ø36	ACBO036
13	Radiator brush	ACSP150
14	Steam extension wand	ACTP037VM
15	Steam body nozzle L 300	ACCS300VD
16	Slide-on brush for floor steam nozzle L 300	ACIP300VD
17	Slide-on for liquids steam nozzle	ACIL300VD
18	Slide-on for carpet steam nozzle	ACIT300VD
19	Armchair steam nozzle	ACBL095POV
20	Steam nozzle carpet tool	ACBL225VS
21	Sponge filter	ACCA165A

Options

	DESCRIPTION	CODE
22	Polyester filter with ring Ø36	FA034PP
23	Charging hose Ø18,5mm L 1,5m + funnel	ACTR185C
24	Steam pipe terminal - Straight Steam pipe	ACMT036VD
25	Steam pipe extension 490mm	ACPV049
26	Steam Angled brush - BRASS bristles	ACPE010VVOT/A
27	Steam Angled Brush - PEKALON bristles	ACPE010VVPK/A



60 x 60 x 106 H cm



KIT FOR CHEWINGUM REMOVAL

STEAM PLUS OZONO

STEAM PLUS OZONO: Generatore di vapore ideale per la totale sanificazione e pulizia di tutti gli ambienti professionali sottoposti a normativa HACCP (industria alimentare e farmaceutica, strutture sanitarie, centri sportivi ed estetici, hotel e locali pubblici) nonché affidabile alleato nell' autolavaggio professionale. Oltre che da una caldaia a ricarica continua da 3000W, la macchina è dotata di un potente aspirapolvere/liquidi da 1400W, che consente l'uso di INIEZIONE e ESTRAZIONE con acqua calda/fredda, con o senza detergente (entrambi regolabili). STEAM PLUS OZONO è dotato di un OZONIZZATORE per l'inattivazione di batteri e virus, per un ambiente lavorativo sano, purificato e privo di odori.

STEAM PLUS OZONE: Steam generator ideal for the total sanitising and cleaning of all professional environments, subjects to the HACCP standards (food and pharmaceutical industries, health facilities, sports and beauty centres, hotels and public places) and reliable as well when used in professional car washes. In addition to a continuous-charging 3000 W boiler, the machine is equipped with a powerful 1400 W wet & dry vacuum cleaner which enables INJECTION and EXTRACTION functions with hot or cold water, with or without detergent (both adjustable). STEAM PLUS OZONE is equipped with an OZONATOR for neutralising bacteria and viruses, producing a healthy, purified and odour-free working environment.

ozonO₃



1 Motore
Motor



D Polvere
D Dry



W Acqua
W Wet



Acqua calda
Hot water



Lavamoquette
Clean carpet & floor
vacuum



Vapore
Steam



Serbatoio
detergente
Detergent tank



Regolatore
Regulator



SWI125NO

Power	Alimentazione	230V - 50Hz
Boiler capacity	Capacità caldaia	3,5 lt
Boiler power	Potenza caldaia	1500 + 1500 W
Working pressure	Pressione di esercizio	10 BAR
Steam production kg/h	Produzione vapore kg/h	5,22 kg/h
Steam temperature in the boiler	Temperatura vapore in caldaia	180°
Water tank	Serbatoio acqua	5 lt
Detergent tank	Serbatoio detergente	5 lt
Pmax vacuum double stage	Pmax aspiraliquidi bistadio	1400 W
Stainless tank capacity	Capacità serbatoio inox	22 lt
Weight (kg)	Peso (kg)	45 Kg

Standard Accessories and Filters

	DESCRIPTION	CODE
1	Steam hose 3m	ACTV029V
2	Terminal steam hose brass	ACPV200UO
3	Steam-Vacuum hose 3m	ACTA036VAPN
4	Armchair steam nozzle	ACBL100POV
5	Sponge filter	ACCA165A
6	Polyester filter with ring Ø36	FA034PP
7	Steam brush for cleaning seats	ACSP500SP
8	Ozone hose	ACTF036/3,3/C



60 x 60 x 106 H cm



1



2



3



4



5



6



7



8

STEAM POSEIDON

STEAM POSEIDON racchiude in sé tutta la tecnologia e lo sviluppo delle macchine a vapore ELSEA. Studiata per ottenere una erogazione di vapore in uso continuo con pressione massima di esercizio fino a 9 bar, la sua efficacia di lavoro è garantita da un potente gruppo aspirazione con due motori bistadio. Ideale in ambito automotive, trova ottimo utilizzo anche nel settore del cleaning e Food, essendo conforme alle normative di autocontrollo HACCP. Oltre alla funzione vapore e a quella vapore aspirazione, STEAM POSEIDON è dotata della funzione "erogazione detergente con comparto separato".

STEAM POSEIDON encompasses the whole technological know-how of the ELSEA steam machines. It is designed to obtain a steam distribution in continuous use with maximum working pressure of 9 bar. Its working effectiveness is guaranteed by a powerful suction unit with two double-stage motors. Perfect for use in the automotive industry, STEAM POSEIDON is also widely used in the cleaning branch and food industries, fully conforming to the HACCP self-checking regulations. In addition to the steam and suction functions, this machine is powered by a detergent distribution function, enabled by its separate compartment.



Motore
Motor



D Polvere
D Dry



W Acqua
W Wet



Acqua calda
Hot water



Serbatoio
detergente
Detergent tank



Lavamoquette
Clean carpet & floor
vacuum



Vapore
Steam



Regolatore
Regulator



	SWI140S	SWI220S
Power	230V - 50Hz	230V - 50Hz
Boiler capacity	2,2 lt	2,2 lt
Boiler power	2000 W	2000 W
Working pressure	9 BAR	9 BAR
Steam production kg/h	Produzione vapore kg/h	6,0 kg/h
Steam temperature in the boiler	165°	165°
Pmax vacuum	1400 W	2050 W
Stainless tank capacity	60 lt	60 lt
Water tank capacity	5,0 lt	5,0 lt
Weight (kg)	34 kg	36 kg

Standard Accessories and Filters

DESCRIPTION	CODE
1 Steam-Vacuum hose	ACTA036V
2 Terminal steam-vacuum hose	ACMT036VA
3 Little brush steam-vacuum hose	ACPE010VA
4 Little brush steam-vacuum hose brass	ACPE010VAOT
5 Little brush steam-vacuum hose inox	ACPE010VAIN
6 Complete flexible hose mt.2,5 ø40	ACTF38/2,5/C
7 Steam manual body brush	ACCS150V
8 Slide-on for liquids manual nozzle	ACIL150V
9 Slide-on brush manual nozzle	ACIP150V
10 Crevice tool Ø36	ACLP036
11 Dusting brush Ø36	ACPE036
12 Steam extension wand	ACTP037V
13 Steam body nozzle L 300	ACCS300V
14 Slide-on brush for floor steam nozzle L 300	ACIP300V
15 Slide-on for liquids steam nozzle	ACIL300V
16 Slide-on for carpet steam nozzle	ACIT300V
17 Armchair steam nozzle	ACBL100POV
18 Sponge filter	ACCA165A
19 Polyester cartridge filter Ø250 -H178	FI250178P



Options

DESCRIPTION	CODE
20 Steam hose	ACTV029V
21 Terminal steam hose	ACMT036V
22 Little brush steam hose	ACPE010VV
23 Terminal steam hose brass	ACPV200UO



60 x 60 x 110 H cm



ELECT 125

Ideale per l'utilizzo professionale nella raccolta di residui di lavorazione in concomitanza ad un utensile elettrico o pneumatico. Di facile utilizzo e praticità grazie ad un dispositivo elettronico che avvia automaticamente l'aspirapolvere.

This model has been studied to be used together with an electric or pneumatic tool for the professional suction of tailings. Practical and easy to use thanks to the simple use of a device which automatically switch the vacuum cleaner on when the tool is on.



Motore
Motor

1



D Polvere
D Dry



W Acqua
W Wet



EA per utensile
elettrico e pneumatico
EA for electric tool
and pneumatic tool

AUTOMATIC STARTER



		ELWP125A ELWI125A	ELWP125E ELWI125E	ELWP125EA ELWI125EA
Motors number	Numero motori	1	1	1
Stage	Stadi motori	double	double	double
Volt (V)	Volt (V)	220 - 240	220 - 240	220 - 240
Frequency (Hz)	Frequenza (Hz)	50 / 60	50 / 60	50 / 60
Cooling	Tipo raffreddamento	by pass	by pass	by pass
P max (W)	P max (W)	1400	1400	1400
P (W)	Potenza (W)	-	2000	2000
Pressure min - max (bar)	Pressione mini - max (bar)	4 - 15	-	4 - 15
Waterlift (mm H ₂ O)	Depressione (mmH ₂ O)	2400	2400	2400
Air flow (m ³ /h)	Aria aspirata (m ³ /h)	215	215	215
Lpa sonorus 3mt (dB(A))	Lpa sonoro 3mt (dB(A))	60	60	60
Total tank capacity (lt)	Capacità tot. fusto (lt)	37	37	37
Weight (Kg)	Peso (Kg)	12,7 / 13,8	12,8 / 13,9	13,0 / 14,1

Standard Accessories and Filters

	DESCRIPTION	CODE
1	Flexible hose 3,3mt Ø28 complete	ACTF028/3,3/C
2	Polyester filter with ring Ø34	FA034P
3	Nylon filter Ø334	FINY334AT
4	Sponge filter for liquids	ACCA165A

Options

Kit: KITWI040PL [5-6-7-8-9-10-11-12]

	DESCRIPTION	CODE
5	Crevice tool Ø40	ACLP040
6	Chrome extension wand Ø40	ACTC038D
7	Chrome extension wand-male Ø40	ACTC038C
8	Nozzle body A/P L300 Ø40	ACCS300A/P
9	Slide-on for liquid nozzle L300	ACIL300
10	Slide-on brush for floor nozzle L300	ACIP300
11	Dusting brush Ø36	ACPE040
12	Complete flexible hose mt.2,5 Ø40	ACTF38/2,5/C
13	Paper bag 36lt - reinforced	FI006C
14	Polyester bag 36lt	FI004P
15	Cartridge filter Ø175 - H140 HEPA	FI175140HL
16	Power head L350	ACES350
17	Slide-on for carpet steam nozzle L300	ACIT300
18	Accessory basket L350-Bottom	ACCE350
19	Accessory basket L350 - Top	ACCE350/SUP
20	Complete Handle Ø25 Black Tank 36lt	CMMA025/36C
21	Flexible with pneumatic hose Ø28 4,5 mt	ACTF028P4,5C



40 x 40 x 77 H cm



ELECT 125 Mclass

Ideale per l'utilizzo professionale nella raccolta di residui di lavorazione in concomitanza ad un utensile elettrico o pneumatico. Di facile utilizzo e praticità grazie ad un dispositivo elettronico che avvia automaticamente l'aspiratore. Adatto all'aspirazione di polveri secche, polveri di legno e comunque polveri pericolose con valori MAK 0,1 mg/m³ (categoria polvere M).

This model has been studied to be used together with an electric or pneumatic tool for the professional suction of tailings. Practical and easy to use thanks to the simple use of a device which automatically switch the vacuum cleaner on when the tool is on. This model is suitable to pick up dry sawdust and hazardous dusts with maximum room concentration values MAK 0,1 mg/m³ (dust class M).



Motore
Motor

1



D Polvere
D Dry



EA per utensile
elettrico e pneumatico
EA for electric tool
and pneumatic tool

**AUTOMATIC
STARTER**



		EMDP125A EMDI125A	EMDP125E EMDI125E	EMDP125EA EMDI125EA
Motors number	Numero motori	1	1	1
Stage	Stadi motori	double	double	double
Volt (V)	Volt (V)	220 - 240	220 - 240	220 - 240
Frequency (Hz)	Frequenza (Hz)	50 / 60	50 / 60	50 / 60
Cooling	Tipo raffreddamento	by pass	by pass	by pass
P max (W)	P max (W)	1400	1400	1400
P (W)	Potenza (W)	-	2000	2000
Pressure min - max (bar)	Pressione mini - max (bar)	4 - 15	-	4 - 15
Waterlift (mm H ₂ O)	Depressione (mmH ₂ O)	2400	2400	2400
Air flow (m ³ /h)	Aria aspirata (m ³ /h)	215	215	215
Lpa sonorus 3mt (dB(A))	Lpa sonoro 3mt (dB(A))	60	60	60
Total tank capacity (lt)	Capacità tot. fusto (lt)	37	37	37
Weight (Kg)	Peso (Kg)	12,7 / 13,8	12,8 / 13,9	13,0 / 14,1

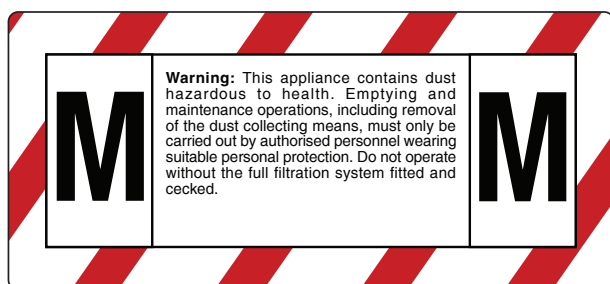
Standard Accessories and Filters

	DESCRIPTION	CODE
1	Flexible hose 3,3mt Ø28 complete	ACTF028/3,3/C
2	Polyester bag 37lt	FI004P
3	Conic hepa cartridge filter Ø202 - H170	FI202170HL

Options

Kit: KITV040 [4-5-6-7-8-9-10]

	DESCRIPTION	CODE
4	Crevice tool Ø40	ACLPO40
5	Chrome extension wand Ø40	ACTC038D
6	Chrome extension wand-male Ø40	ACTC038C
7	Nozzle body A/P L300 Ø40	ACCS300A/P
8	Slide-on brush for floor nozzle L300	ACIP300
9	Dusting brush Ø40	ACPE040
10	Complete flexible hose mt.2,5 Ø40	ACTF38/2,5/C
11	Accessory basket L350-Bottom	ACCE350
12	Accessory basket L350 - Top	ACCE350/SUP
13	Complete Handle Ø25 Black Tank 36lt	CMMA025/36C
14	Flexible with pneumatic hose Ø28 4,5 mt	ACTF028P4,5C



40 x 40 x 77 H cm



ELECT 125 Hclass

Ideale per l'utilizzo professionale nella raccolta di residui di lavorazione in concomitanza ad un utensile elettrico o pneumatico. Di facile utilizzo e praticità grazie ad un dispositivo elettronico che avvia automaticamente l'aspiratore. Adatto all'aspirazione di tutte le piccole particelle di polvere, incluse quelle cancerogene e patogene (categoria polvere H).

This model has been studied to be used together with an electric or pneumatic tool for the professional suction of tailings. Practical and easy to use thanks to the simple use of a device which automatically switch the vacuum cleaner on when the tool is on. This model is suitable to pick up all small dust particles including carcinogens and pathogens (dust class H).



Motore
Motor

1



D Polvere
D Dry



EA per utensile
elettrico e pneumatico
EA for electric tool
and pneumatic tool

**AUTOMATIC
STARTER**



		EHDP125A EHDI125A	EHDP125E EHDI125E	EHDP125EA EHDI125EA
Motors number	Numero motori	1	1	1
Stage	Stadi motori	double	double	double
Volt (V)	Volt (V)	220 - 240	220 - 240	220 - 240
Frequency (Hz)	Frequenza (Hz)	50 / 60	50 / 60	50 / 60
Cooling	Tipo raffreddamento	by pass	by pass	by pass
P max (W)	P max (W)	1400	1400	1400
P (W)	Potenza (W)	1200	1200	1200
P max tool (W)	P max utensile (W)	-	2000	2000
Pressure min - max (bar)	Pressione mini - max (bar)	4 - 15	-	4 - 15
Waterlift (mm H ₂ O)	Depressione (mmH ₂ O)	2400	2400	2400
Air flow (m ³ /h)	Aria aspirata (m ³ /h)	215	215	215
Lpa sonorus 3mt (dB(A))	Lpa sonoro 3mt (dB(A))	60	60	60
Total tank capacity (lt)	Capacità tot. fusto (lt)	37	37	37
Weight (Kg)	Peso (Kg)	12,7 / 13,8	12,8 / 13,9	13,0 / 14,1

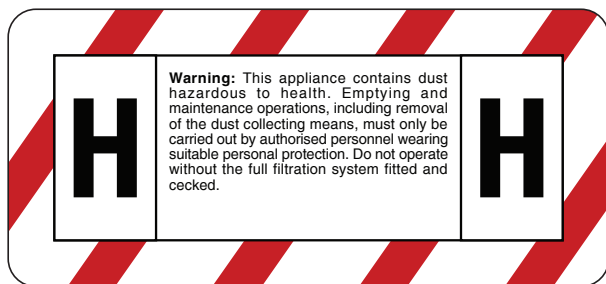
Standard Accessories and Filters

	DESCRIPTION	CODE
1	Flexible hose 3,3mt Ø28 complete	ACTF028/3,3/C
2	Polyester bag 37lt	FI004P
3	Conic hepa cartridge filter Ø202 - H170	FI202170HL
4	Polyester filter with ring Ø34	FA034P

Options

Kit: KITV040 [5-6-7-8-9-10-11]

	DESCRIPTION	CODE
5	Crevice tool Ø40	ACLP040
6	Chrome extension wand Ø40	ACTC038D
7	Chrome extension wand-male Ø40	ACTC038C
8	Nozzle body A/P L300 Ø40	ACCS300A/P
9	Slide-on brush for floor nozzle L300	ACIP300
10	Dusting brush Ø40	ACPE040
11	Complete flexible hose mt.2,5 Ø40	ACTF38/2,5/C
12	Accessory basket L350-Bottom	ACCE350
13	Accessory basket L350 - Top	ACCE350/SUP
14	Complete Handle Ø25 Black Tank 36lt	CMMA025/36C
15	Flexible with pneumatic hose Ø28 4,5 mt	ACTF028P4,5C



40 x 40 x 77 H cm



ELECT 250 N

Ideale per l'utilizzo professionale della raccolta di residui di lavorazione in concomitanza ad un utensile elettrico o pneumatico. Di facile utilizzo e praticità grazie ad un dispositivo elettronico che avvia automaticamente l'aspirapolvere.

This model has been studied to be used together with an electric or pneumatic tool for the professional suction of tailings. Practical and easy to use thanks to the simple use of a device which automatically switch the vacuum cleaner on when the tool is on.



Motors
2 Motors



D Polvere
D Dry



W Acqua
W Wet



EA per utensile
elettrico e pneumatico
EA for electric tool
and pneumatic tool

AUTOMATIC STARTER



		ELWN250A ELWIN250A	ELWPN250E ELWIN250E	ELWN250EA ELWN250EA
Motors number	Numero motori	2	2	2
Stage	Stadi motori	double	double	double
Volt (V)	Volt (V)	220 - 240	220 - 240	220 - 240
Frequency (Hz)	Frequenza (Hz)	50 / 60	50 / 60	50 / 60
Cooling	Tipo raffreddamento	by pass	by pass	by pass
P max (W)	P max (W)	2600	2600	2600
P (W)	Potenza (W)	2300	2300	2300
P max tool (W)	P max utensile (W)	-	1200	1200
Pressure min - max (bar)	Pressione mini - max (bar)	4 - 15	-	4 - 15
Waterlift (mm H ₂ O)	Depressione (mmH ₂ O)	2400	2400	2400
Air flow (m ³ /h)	Aria aspirata (m ³ /h)	430	430	430
Lpa sonorus 3mt (dB(A))	Lpa sonoro 3mt (dB(A))	67	67	67
Total tank capacity (lt)	Capacità tot. fusto (lt)	77 / 76	77 / 76	77 / 76
Weight (Kg)	Peso (Kg)	21,3 / 23,1	21,5 / 23,3	21,7 / 23,5

Standard Accessories and Filters

	DESCRIPTION	CODE
1	Flexible hose 3,3mt Ø28 complete	ACTF028/3,3/C
2	Polyester filter with ring Ø44	FA044P
3	Nylon filter Ø440	FINY440AT
4	Sponge filter for liquids	ACCA165A

Options

Kit: KITW040 [5-6-7-8-9-10-11-12]

	DESCRIPTION	CODE
5	Crevice tool Ø40	ACLP040
6	Chrome extension wand Ø40	ACTC038D
7	Chrome extension wand-male Ø40	ACTC038C
8	Nozzle body A/P L400 Ø40	ACCS400A/P
9	Slide-on for liquids nozzle L400	ACIL400
10	Slide-on brush for floor nozzle L400	ACIP400
11	Dusting brush Ø40	ACPE040
12	Complete flexible hose mt.2,5 Ø40	ACTF38/2,5/C
13	Paper bag 77lt Max 2mot	FI005C
14	Polyester bag 77lt Max 2mot	FI005P
15	Cartridge filter Ø250 - H178 HEPA	FI250178HL
16	Slide-on for carpet nozzle L400	ACIT400
17	Accessory basket L450 Exel-Bottom	ACCE450E
18	Accessory basket L450 - Top	ACCE450ES
19	Exel black handle Ø25 - Complete	CMMA025EX/C
20	Flexible with pneumatic hose Ø28 4,5 mt	ACTF028P4,5C
21	Y Coupling inlet	ACMD040N/C



60 x 60 x 96 H cm



ELECT 250 B

Ideale per l'utilizzo professionale per la raccolta di residui di lavorazione in concomitanza ad un utensile elettrico o pneumatico. Di facile utilizzo e praticità grazie ad un dispositivo elettronico che avvia automaticamente l'aspirapolvere. Versione con carrello e fusto basculante.

This model has been studied to be used together with an electric or pneumatic tool for the professional suction of tailings. Practical and easy to use thanks to the simple use of a device which automatically switch the vacuum cleaner on when the tool is on. Provided with tipping trolley.



2 Motori
Motors



D Polvere
D Dry



W Acqua
W Wet



EA per utensile elettrico e pneumatico
EA for electric tool and pneumatic tool

AUTOMATIC STARTER



		ELWPB250A ELWIB250A	ELWPB250E ELWIB250E	ELWPB250EA ELWIB250EA
Motors number	Numero motori	2	2	2
Stage	Stadi motori	double	double	double
Volt (V)	Volt (V)	220 - 240	220 - 240	220 - 240
Frequency (Hz)	Frequenza (Hz)	50 / 60	50 / 60	50 / 60
Cooling	Tipo raffreddamento	by pass	by pass	by pass
P max (W)	P max (W)	2600	2600	2600
P (W)	Potenza (W)	2300	2300	2300
P max tool (W)	P max utensile (W)	-	1200	1200
Pressure min - max (bar)	Pressione mini - max (bar)	4 - 15	-	4 - 15
Waterlift (mm H ₂ O)	Depressione (mmH ₂ O)	2400	2400	2400
Air flow (m ³ /h)	Aria aspirata (m ³ /h)	430	430	430
Lpa sonorus 3mt (dB(A))	Lpa sonoro 3mt (dB(A))	67	67	67
Total tank capacity (lt)	Capacità tot. fusto (lt)	77 / 76	77 / 76	77 / 76
Weight (Kg)	Peso (Kg)	25,5 / 27,5	25,7 / 27,7	25,9 / 27,9

Standard Accessories and Filters

	DESCRIPTION	CODE
1	Flexible hose 3,3mt Ø28 complete	ACTF028/3,3/C
2	Polyester filter with ring Ø44	FA044P
3	Nylon filter Ø440	FINY440AT
4	Sponge filter for liquids	ACCA165A

Options

Kit: KITW040 [5-6-7-8-9-10-11-12]

	DESCRIPTION	CODE
5	Crevice tool Ø40	ACLP040
6	Chrome extension wand Ø40	ACTC038D
7	Chrome curved extension wand-male Ø40	ACTC038C
8	Nozzle body A/P L400 Ø40	ACCS400A/P
9	Slide-on for liquids nozzle L400	ACIL400
10	Slide-on brush for floor nozzle L400	ACIP400
11	Dusting brush Ø40	ACPE040
12	Complete flexible hose mt.2,5 Ø40	ACTF38/2,5/C
13	Paper bag 77lt Max 2mot	FI005C
14	Polyester bag 77lt Max 2mot	FI005P
15	Cartridge filter Ø250 - H178 HEPA	FI250178HL
16	Slide-on for carpet nozzle L400	ACIT400
17	Accessory basket L450 Verso-Bottom	ACCE460
18	Accessory basket L450 Verso - Top	ACCE450VS
19	Flexible with pneumatic hose Ø28 4,5 mt	ACTF028P4,5C
20	Y Coupling inlet Ø40	ACMD040N/C



60 x 60 x 106 H cm



VIBRA 125

Il modello VIBRA è adatto per essere utilizzato insieme a uno strumento elettrico o pneumatico per un'aspirazione professionale degli sterili. Questo modello è stato dotato di un microprocessore che consente l'avvio e l'arresto automatici dell'aspirazione attraverso un utensile. Grazie al filtro di pulizia intelligente, questo modello consente una pulizia automatica del filtro. Un paio di vibratori elettromeccanici si attivano ogni volta che si spegne l'utensile.

The VIBRA model is fit to be used together with an electric or pneumatic tool for a professional suction of tailings. This model has been endowed with a microprocessor that allows the automatic start and stop of the suction through a power tool. Thanks to the intelligent cleaning filter, this model grants an automatic cleaning of the filter. A couple of electromechanical vibrators starts up everytime that the power tool is turned off.



Motore
Motor

1



D Polvere
D Dry



Filtro autopulente
Intelligent cleaning filter



EA per utensile
elettrico e pneumatico
EA for electric tool
and pneumatic tool

AUTOMATIC STARTER



		VIDP125AU VIDI125AU	VIDP125EU VIDI125EU	VIDP125EAU VIDI125EAU
Motors number	Numero motori	1	1	1
Stage	Stadi motori	double	double	double
Volt (V)	Volt (V)	220 - 240	220 - 240	220 - 240
Frequency (Hz)	Frequenza (Hz)	50 / 60	50 / 60	50 / 60
Cooling	Tipo raffreddamento	by pass	by pass	by pass
P max (W)	P max (W)	1400	1400	1400
P (W)	Potenza (W)	1200	1200	1200
P max tool (W)	P max utensile (W)	-	2000	2000
Pressure min - max (bar)	Pressione mini - max (bar)	4 - 15	-	4 - 15
Waterlift (mm H ₂ O)	Depressione (mmH ₂ O)	2400	2400	2400
Air flow (m ³ /h)	Aria aspirata (m ³ /h)	215	215	215
Lpa sonorus 3mt (dB(A))	Lpa sonoro 3mt (dB(A))	60	60	60
Total tank capacity (lt)	Capacità tot. fusto (lt)	37	37	37
Weight (Kg)	Peso (Kg)	12,7 / 13,8	12,8 / 13,9	13,0 / 14,1

Standard Accessories and Filters

	DESCRIPTION	CODE
1	Flexible hose 3,3mt Ø28 complete	ACTF028/3,3/C
2	Hepa washable cartridge filter H14	FI202170HL
3	Anti-Foam Device	CGDA060

Options

Kit: KITV040 [4-5-6-7-8-9-10]

	DESCRIPTION	CODE
4	Crevice tool Ø40	ACLP040
5	Chrome extension wand Ø40	ACTC038D
6	Chrome curved extension wand-male Ø40	ACTC038C
7	Nozzle body A/P L300 Ø40	ACCS300A/P
8	Slide-on brush for floor nozzle L300	ACIP300
9	Dusting brush Ø40	ACPE040
10	Complete flexible hose mt.2,5 Ø40	ACTF38/2,5/C
11	Polyester filter with ring Ø34	FA034P
12	Nylon filter Ø334	FINY334AT
13	Slide-on for carpet nozzle L300	ACIT300
14	Accessory basket L350 Bottom	ACCE350
15	Accessory basket L350 Top	ACCE350/SUP
16	Complete Handle Ø25 - Black Tank 36lt	CMMA025/36C
17	Flexible with pneumatic hose Ø28 4,5 mt	ACTF028P4,5C



40 x 40 x 77 H cm



VIBRA 125 Mclass

Il modello Vibra è adatto per essere utilizzato insieme ad un elettrotensile elettrico o pneumatico per l'aspirazione professionale degli sterili. Questo modello è stato dotato di un microprocessore che consente l'avvio e l'arresto automatici dell'aspirazione attraverso un utensile. Grazie al filtro di pulizia intelligente, Vibra garantisce una pulizia automatica del filtro. Un paio di vibratori elettromeccanici si attivano ogni volta che si spegne l'utensile. Questo modello è adatto per raccogliere segatura secca e polveri pericolose con i valori massimi di concentrazione ambiente MAK 0,1 mg / m3 (classe di polveri M).

The Vibra M model is fit to be used together with an electric or pneumatic power tool for professional suction of tailings. This model has been endowed with a microprocessor that allows the automatic start and stop of the suction through a power tool. Thanks to the intelligent cleaning filter, Vibra grants an automatic cleaning of the filter. A couple of electromechanical vibrators starts up everytime that the power tool is turned off. This model is suitable to pick up dry sawdust and hazardous dusts with maximum room concentration values MAK 0,1mg/m3 (dust class M).



Motore
Motor

1



D Polvere
D Dry



Filtro autopulente
Intelligent cleaning filter



EA per utensile
elettrico e pneumatico
EA for electric tool
and pneumatic tool



AUTOMATIC STARTER



		VMDP125AU VMDI125AU	VMDP125EU VMDI125EU	VMDP125EAU VMDI125EAU
Motors number	Numero motori	1	1	1
Stage	Stadi motori	double	double	double
Volt (V)	Volt (V)	220 - 240	220 - 240	220 - 240
Frequency (Hz)	Frequenza (Hz)	50 / 60	50 / 60	50 / 60
Cooling	Tipo raffreddamento	by pass	by pass	by pass
P max (W)	P max (W)	1400	1400	1400
P (W)	Potenza (W)	1200	1200	1200
P max tool (W)	P max utensile (W)	-	2000	2000
Pressure min - max (bar)	Pressione mini - max (bar)	4 - 15	-	4 - 15
Waterlift (mm H ₂ O)	Depressione (mmH ₂ O)	2400	2400	2400
Air flow (m ³ /h)	Aria aspirata (m ³ /h)	215	215	215
Lpa sonorus 3mt (dB(A))	Lpa sonoro 3mt (dB(A))	60	60	60
Total tank capacity (lt)	Capacità tot. fusto (lt)	37	37	37
Weight (Kg)	Peso (Kg)	12,7 / 13,8	12,8 / 13,9	13,0 / 14,1

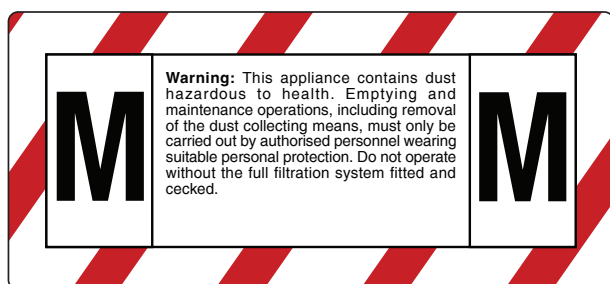
Standard Accessories and Filters

	DESCRIPTION	CODE
1	Flexible hose 3,3mt Ø28 complete	ACTF028/3,3/C
2	Hepa washable cartridge filter H14	FI202170HL
3	Polyester bag 37lt	FI004P

Options

Kit: KITV040 [4-5-6-7-8-9-10]

	DESCRIPTION	CODE
4	Crevice tool Ø40	ACLP040
5	Chrome extension wand Ø40	ACTC038D
6	Chrome curved extension wand-male Ø40	ACTC038C
7	Nozzle body A/P L300 Ø40	ACCS300A/P
8	Slide-on brush for floor nozzle L300	ACIP300
9	Dusting brush Ø40	ACPE040
10	Complete flexible hose mt.2,5 Ø40	ACTF38/2,5/C
11	Accessory basket L350 Bottom	ACCE350
12	Accessory basket L350 Top	ACCE350/SUP
13	Complete Handle Ø25 - Black Tank 36lt	CMMA025/36C
14	Flexible with pneumatic hose Ø28 4,5 mt	ACTF028P4,5C



40 x 40 x 77 H cm



BIG VIBRA 250 B

Il modello BIG VIBRA è adatto ad essere utilizzato insieme ad un utensile elettrico o pneumatico per l'aspirazione professionale degli sterili. Questo modello è stato dotato di un microprocessore che consente l'avvio e l'arresto automatici dell'aspirazione attraverso un utensile. Grazie al filtro di pulizia intelligente questo modello garantisce una pulizia automatica del filtro. Una coppia di vibratori elettromeccanici si avvia ogni volta che si spegne l'utensile.

The BIG VIBRA model is fit to be used together with an electric or pneumatic tool for a professional suction of tailings. This model has been endowed with a microprocessor that allows the automatic start and stop of the suction through a power tool. Thanks to the Intelligent cleaning filter this model grant an automatic cleaning of the filter. A couple of electromechanical vibrators starts up everytime that the power tool is turned off.



2
Motori
Motors



D Polvere
D Dry



Filtro autopulente
Intelligent cleaning
filter



EA per utensile
elettrico e
pneumatico
EA for electric
tool and
pneumatic tool

**AUTOMATIC
STARTER**



		VIDP250AU VIDI250AU	VIDP250EU VIDI250EU	VIDP250EAU VIDI250EAU
Motors number	Numero motori	1	1	1
Stage	Stadi motori	double	double	double
Volt (V)	Volt (V)	220 - 240	220 - 240	220 - 240
Frequency (Hz)	Frequenza (Hz)	50 / 60	50 / 60	50 / 60
Cooling	Tipo raffreddamento	by pass	by pass	by pass
P max (W)	P max (W)	2600	2600	2600
P (W)	Potenza (W)	2300	2300	2300
P max tool (W)	P max utensile (W)	-	1200	1200
Pressure min - max (bar)	Pressione mini - max (bar)	4 - 15	-	4 - 15
Waterlift (mm H ₂ O)	Depressione (mmH ₂ O)	2400	2400	2400
Air flow (m ³ /h)	Aria aspirata (m ³ /h)	430	430	430
Lpa sonorus 3mt (dB(A))	Lpa sonoro 3mt (dB(A))	67	67	67
Total tank capacity (lt)	Capacità tot. fusto (lt)	77 / 76	77 / 76	77 / 76
Weight (Kg)	Peso (Kg)	25,5 / 27,5	25,7 / 27,7	25,9 / 27,9

Standard Accessories and Filters

	DESCRIPTION	CODE
1	Flexible hose 3,3mt Ø28 complete	ACTF028/3,3/C
2	HEPA Cartridge filter Ø250 - H178	FI250178HL

Options

Kit: KITW040B [3-4-5-6-7-8-9]

	DESCRIPTION	CODE
3	Crevice tool Ø40	ACLP040
4	Chrome extension wand Ø40	ACTC038D
5	Chrome curved extension wand-male Ø40	ACTC038C
6	Nozzle body A/P L400 Ø40	ACCS400A/P
7	Slide-on brush for floor nozzle L400	ACIP400
8	Dusting brush Ø40	ACPE040
9	Complete flexible hose mt.2,5 Ø40	ACTF38/2,5/C
10	Polyester filter with ring Ø44	FA044P
11	Polyester bag 77lt Max 2mot	FI005P
12	Flexible with pneumatic hose Ø28 4,5mt.	ACTF028P4,5C
13	Y Coupling inlet Ø40	ACMD040N/C
14	Slide-on for carpet nozzle L400	ACIT400
15	Accessory basket L450 Verso-Bottom	ACCE460
16	Accessory basket L450 Verso-Top	ACCE450VS



60 x 60 x 106 H cm



SELF SERVICE MONOFASE

SELF SERVICE MONOFASE è la proposta di aspirazione automatizzata ELSEA. L'affidabilità certificata della migliore componentistica, associata ad una cabina automatizzata, garantisce piena autonomia di lavoro con costi di manutenzione e sorveglianza pressoché nulli.

SELF SERVICE MONOPHASE is the ELSEA automated vacuuming proposal. The certified reliability of the top components, associated with an automated control panel, guarantees full-time working autonomy with minimum maintenance/surveillance costs.

 2
Motori
Motors

 3
Motori
Motors

 **D** Polvere
D Dry

 **Bluetooth®**
Remote
Control

 **WI-FI**



		SS22M	SS33M
Power (W)	Potenza (W)	2200	3300
Volt (V)	Volt (V)	230	230
Frequency (Hz)	Frequenza (Hz)	50 / 60	50 / 60
Air flow m3h	Aria aspirata m3h	340	510
Waterlift mmh20	Depressione mmh20	2250	2250
Total tank capacity (L)	Capacità tot. fusto (L)	77	77

Standard Accessories and Filters

	DESCRIPTION	CODE
1	Flexible hose mt .5 Ø40	ACTF385CSSN
2	Crevice tool Ø40	ACLP040
3	Polyester filter with ring Ø 44	FA044P



Options

	DESCRIPTION	CODE
4	Dusting brush Ø40	ACPE040
5	Crevice tool stainless steel Ø40	ACLP038CR
6	Crevice tool car wash	ACLP040CW



60 x 75 x 160 H cm



SELF SERVICE TRIFASE

SELF SERVICE (MONOFASE O TRIFASE) è la proposta di aspirazione automatizzata ELSEA. L'affidabilità certificata della migliore componentistica, associata ad una cabina automatizzata, garantisce piena autonomia di lavoro con costi di manutenzione e sorveglianza pressoché nulli.

SELF SERVICE (MONOPHASE OR THREEPHASE) is the ELSEA automated vacuuming proposal. The certified reliability of the top components, associated with an automated control panel, guarantees full-time working autonomy with minimum maintenance/surveillance costs.



D Polvere
D Dry




Scuotifiltro interno
Inside system
cleaning filter



Bluetooth®
Remote
Control



WI-FI



		SS22T	SS22TV
Power (kW)	Potenza (kW)	2.2	2.2
Volt (V)	Volt (V)	400	400
Frequency (Hz)	Frequenza (Hz)	50 / 60	50 / 60
Air flow m3h	Aria aspirata m ³ h	320	320
Waterlift mmH ₂ O	Depressione mmH ₂ O	2800	2800
Total tank capacity (L)	Capacità tot. fusto (L)	70	70
System cleaning filter	Scuotifiltro	manuale	automatico

Standard Accessories and Filters

	DESCRIPTION	CODE
1	Flexible hose mt .5 Ø40	ACTF385CSS
2	Crevice tool Ø40	ACLPO40
3	Cartridge filter Ø370 H305	FI370305



Options

	DESCRIPTION	CODE
4	Dusting brush Ø40	ACPE040
5	Crevice tool stainless steel Ø40	ACLPO38CR
6	Crevice tool car wash	ACLPO40CW



60 x 75 x 160 H cm



LAVASCIUGA SCRUBBERS ZLA35

Macchina lavasciuga estremamente agile e compatta. Per tutti gli ambienti dove lo spazio manca.

Scrubbing machine very compact and easy to use. Answer to the constant request of machines even in the most limited spaces.



ZLA35CBG

Lavapavimenti completa di batteria Gel e carica batteria
Compact scrubber with battery Gel and charger

ZLA35C

Lavapavimenti a cavo
Compact scrubber with power cord


		ZLA35CBG	ZLA35C
Alimentazione	Power	12V	230V
Larghezza lavoro (mm)	Total cleaning (mm)	350	350
Diametro spazzola (mm)	Brush diameter (mm)	350	350
Pressione Spazzola (Kg)	Brush pressure (Kg)	20	20
Motore aspirazione	Vacuum motor	300W	500W
Motore spazzola	Brush motor	140W	220W
Velocità giri spazzola	Rpm speed brush	140rpm	140rpm
Rendimento orario (m ² /h)	Cleaning capacity (m ² /h)	2200	2200
Trazione	Traction	Mechanical	Mechanical
Serbatoio soluzione (lt)	Solution tank (lt)	20	20
Serbatoio recupero (lt)	Recovery tank (lt)	20	20
Autonomia di lavoro batt. (h)	Working Autonomy (h)	1	1
L x P x H (mm)	L x P x H (mm)	800x400x1000	800x400x1000
Pallet L x P x H (mm)	Pallet L x P x H (mm)	800x1200x1300	800x1200x1300
Peso vuoto	Weight	60Kg	40Kg
Batteria	Battery	Sì/YES, Gel 12V - 60Ah	-
Carica batteria	Battery Charger	Sì/YES	-
Lunghezza cavo	Power cord length	-	20 mt

Standard brush

	DESCRIPTION	CODE
1	Polypropilene brush	ZLASP35PP

Options

	DESCRIPTION	CODE
2	Soft brush	ZLASP35PPM
3	Hard Tynex brush	ZLASP35TY
4	Pad Holder	ZLADT35
5	White Microfibre Disc	ZLADM35W
6	Red Microfibre Disc	ZLADM35R
7	Green Microfibre Disc	ZLADM35G
8	Gel battery 12V - 60Ah	ZBA1260G
9	Electronic charger Lead/Acid - Gel 12V - 5Ah	ZCC125



Bianco - White
Lucidatura
Polishing



Gorilla - UHS
Lucidatura alta velocità
High speed burnishing



Rosso - Red
Manutenzione regolare
Regular maintenance



Blu - Blue
Deceratura Parziale
Light dewax



Verde - Green
Deceratura parziale / lavaggio medio
Light dewax / Scrubbing



Marrone - Brown
Lavaggio profondo / Cotto
Deep scrubbing / Stones



Nero - Black
Lavaggio profondo
Deep scrubbing

LAVASCIUGA SCRUBBERS ZLA40

Lavasciuga compatta ed agile; studiata per arrivare ovunque, si muove con facilità in spazi ristretti. Nonostante le dimensioni ridotte ha caratteristiche che la rendono assolutamente competitiva e adatta ad un utilizzo professionale.

Scrubbing compact and agile, designed to get wherever: it moves in small space. Despite its small size has features that make it very competitive and suitable for professional use.

Telaio e parti meccaniche in acciaio inox 304
Led segnalazione guasti e led anomalia batteria
Segnalatore batterie scariche
Segnalatore serbatoio recupero pieno
Elettrovalvola detergente
Galleggiante serbatoio recupero pieno
Regolazione pressione spazzola
Barra aspirante rotativa
Spazzola a lavare in ppl
Regolazione in altezza

Steel 304 self carrying chassis
Mechanical traction
Signaller brake and anomaly battery
Battery level indicator
Signaller discharge battery
Signaller of full recovery tank
Electric valve detergent
Float recovery tank
Brush pressure regulator
Polypropylene scrubbing brush
Height regulator



**STAINLESS
STEEL
304**

ZLA40CBG

Lavapavimenti completa di 2 batterie Gel e carica batteria
Scrubber with 2 batteries Gel and charger

ZLA40C

Lavapavimenti a cavo
Scrubber with power cord


		ZLA40CBG	ZLA40C
Alimentazione	Power	24V	230V
Larghezza lavoro (mm)	Total cleaning (mm)	400	400
Diametro spazzola (mm)	Brush diameter (mm)	400	400
Pressione Spazzola (Kg)	Brush pressure (Kg)	30	30
Motore aspirazione	Vacuum motor	600W	500W
Motore spazzola	Brush motor	200W	450W
Velocità giri spazzola	Rpm speed brush	185rpm	140rpm
Rendimento orario (m ² /h)	Cleaning capacity (m ² /h)	2200	2200
Trazione	Traction	Mechanical	Mechanical
Serbatoio soluzione (lt)	Solution tank (lt)	35	35
Serbatoio recupero (lt)	Recovery tank (lt)	45	45
Autonomia di lavoro batt. (h)	Working Autonomy (h)	1,5	1,5
L x P x H (mm)	L x P x H (mm)	1100x450x1000	1100x450x1000
Pallet L x P x H (mm)	Pallet L x P x H (mm)	800x1200x1300	800x1200x1300
Peso vuoto	Weight	78Kg	48Kg
Batteria	Battery	SI/YES, 2pcs - Gel 12V - 60Ah	-
Carica batterie	Battery Charger	SI/YES	-
Lunghezza cavo	Power cord length	-	20 mt

Standard brush

	DESCRIPTION	CODE
1	Polypropilene brush	ZLASP40PP

Options

	DESCRIPTION	CODE
2	Soft brush	ZLASP40PPM
3	Hard Tynex brush	ZLASP40TY
4	Pad Holder	ZLADT40
5	White Microfibre Disc	ZLADM40W
6	Red Microfibre Disc	ZLADM40R
7	Green Microfibre Disc	ZLADM40G
8	Gel battery 12V - 60Ah (1pc)	ZBA1260G
9	Electronic charger Lead/Acid - Gel 24V - 10Ah	ZCC2410



W	Bianco - White Lucidatura Polishing
U	Gorilla - UHS Lucidatura alta velocità High speed burnishing
R	Rosso - Red Manutenzione regolare Regular maintenance
B	Blu - Blue Deceratura Parziale Light dewax

G	Verde - Green Deceratura parziale / lavaggio medio Light dewax / Scrubbing
BR	Marrone - Brown Lavaggio profondo / Cotto Deep scrubbing / Stones
BL	Nero - Black Lavaggio profondo Deep scrubbing

LAVASCIUGA SCRUBBERS SINGLE BRUSH

Lavasciuga costruite sulla base di una tecnologia avanzata sono facili da usare e di semplice manutenzione. Potenza, versatilità, maneggevolezza e semplicità d'uso sono i punti di forza di queste macchine.

Scrubber constructed on the basis of advanced technology, are easy to use and simple to maintenance. Power, versatily, manageability and use are the strenghts of these machines.

Telaio autoportante in acciaio inox 304
Trazione meccanica
Led segnalazione guasti e led anomalia batteria
Segnalatore batterie scariche
Filtro protezione motore aspirazione
Filtro serbatoio acqua pulita
Elettrovalvola detergente
Livello detergente
Galleggiante di fermo serbatoio recupero
Regolazione pressione spazzola
Barra aspirante ino 304 con lame in poliuretano
Cassetto portaoggetti

Steel 304 chassis and mechanical part
Signaller brake and anomaly battery
Signaller discharge battery
Filter air motor
Clean water filter tank
Electric valve detergent
Detergent level
Float detention solution recovery tank
Brush pressure regular
Suction bar inox 304 with polyurethane blades
Glove compartment



ZLA46T

Lavapavimenti trazione avanti/indietro
Scrubber traction forward/backward

ZLA52T

Lavapavimenti trazione avanti/indietro
Scrubber traction forward/backward

ZLA56T

Lavapavimenti trazione avanti/indietro
Scrubber traction forward/backward

		ZLA46T	ZLA52T	ZLA56T
Alimentazione	Power	24V	24V	24V
Larghezza lavoro (mm)	Total cleaning (mm)	460	520	560
Larghezza squeegee (mm)	Squeegee width (mm)	700	700	850
Diametro spazzola (mm)	Brush diameter (mm)	460	520	560
Pressione Spazzola (Kg)	Brush pressure (Kg)	33	35	38
Motore aspirazione	Vacuum motor	600W	600W	600W
Motore spazzola	Brush motor	200W	200W	200W
Velocità giri spazzola	Rpm speed brush	185rpm	185rpm	185rpm
Rendimento orario (m ² /h)	Cleaning capacity (m ² /h)	2900	3500	3800
Trazione	Traction	Electronic	Electronic	Electronic
Serbatoio soluzione (lt)	Solution tank (lt)	100	100	100
Serbatoio recupero (lt)	Recovery tank (lt)	60	60	60
Autonomia di lavoro batt. (h)	Working Autonomy (h)	2,5	2,5	2,5
L x P x H (mm)	L x P x H (mm)	1310x520x1100	1310x520x1100	1310x520x1100
Pallet L x P x H (mm)	Pallet L x P x H (mm)	1400x800x1400	1400x800x1400	1400x800x1400
Batteria	Battery	NO/NO	NO/NO	NO/NO
Carica batterie	Battery Charger	Sì/YES	Sì/YES	Sì/YES








Standard brush

	DESCRIPTION	CODE
1	Polypropilene brush	ZLASPXXPP

Options

	DESCRIPTION	CODE
2	Soft brush	ZLASPXXPPM
3	Hard Tynex brush	ZLASPXXTY
4	Pad Holder	ZLADTXX
5	White Microfibre Disc	ZLADMXXW
6	Red Microfibre Disc	ZLADMXXR
7	Green Microfibre Disc	ZLADMXXG
8	AGM battery 12V - 110Ah (1pc) *	ZBA12110AGM
9	Electronic charger Lead/Acid - Gel 24V - 10Ah	ZCC2410E

* La lavasciuga necessita di 2 batterie.
The Scubber needs 2 batteries.



W Bianco - White
Lucidatura
Polishing

U Gorilla - UHS
Lucidatura alta velocità
High speed burnishing

R Rosso - Red
Manutenzione regolare
Regular maintenance

B Blu - Blue
Deceratura Parziale
Light dewax

G Verde - Green
Deceratura parziale / lavaggio medio
Light dewax / Scrubbing

BR Marrone - Brown
Lavaggio profondo / Cotto
Deep scrubbing / Stones

BL Nero - Black
Lavaggio profondo
Deep scrubbing

LAVASCIUGA SCRUBBERS

DOUBLE BRUSH

Lavasciuga costruite sulla base di una tecnologia avanzata sono facili da usare e di semplice manutenzione. Potenza, versatilità, maneggevolezza e semplicità d'uso sono i punti di forza di queste macchine.

Scrubber constructed on the basis of advanced technology, are easy to use and simple to maintenance. Power, versatily, manageability and use are the strenghts of these machines.

Telaio autoportante in acciaio inox 304
Trazione meccanica
Led segnalazione guasti e led anomalia batteria
Segnalatore batterie scariche
Filtro protezione motore aspirazione
Filtro serbatoio acqua pulita
Elettrovalvola detergente
Livello detergente
Galleggiante di fermo serbatoio recupero
Regolazione pressione spazzola
Barra aspirante inox 304 con lame in poliuretano
Cassetto portaoggetti

Steel 304 chassis and mechanical part
Signaller brake and anomaly battery
Signaller discharge battery
Filter air motor
Clean water filter tank
Electric valve detergent
Detergent level
Float detention solution recovery tank
Brush pressure regular
Suction bar inox 304 with polyurethane blades
Glove compartment



**DOPPIA SPAZZOLA/
DOUBLE BRUSH**

ZLA66T

Lavapavimenti trazionata avanti/indietro con doppia spazzola
Scrubber traction forward/backward withtwo brush

ZLA80T

Lavapavimenti trazionata avanti/indietro con doppia spazzola
Scrubber traction forward/backward withtwo brush

		ZLA66T	ZLA80T
Alimentazione	Power	24V	24V
Larghezza lavoro (mm)	Total cleaning (mm)	660	800
Larghezza squeegee (mm)	Squeegee width (mm)	850	850
Diametro spazzola (mm)	Brush diameter (mm)	330 x 2	380 x 2
Pressione Spazzola (Kg)	Brush pressure (Kg)	40	40
Motore aspirazione	Vacuum motor	600W	600W
Motore spazzola	Brush motor	200W x 2	200W x 2
Velocità giri spazzola	Rpm speed brush	190rpm	190rpm
Rendimento orario (m ² /h)	Cleaning capacity (m ² /h)	4100	5000
Trazione	Traction	Electronic	Electronic
Serbatoio soluzione (lt)	Solution tank (lt)	100	100
Serbatoio recupero (lt)	Recovery tank (lt)	90	90
Autonomia di lavoro batt. (h)	Working Autonomy (h)	2,5	2,5
L x P x H (mm)	L x P x H (mm)	1400x850x1100	1400x850x1100
Pallet L x P x H (mm)	Pallet L x P x H (mm)	1500x900x1400	1500x900x1400
Batteria	Battery	NO/NO	NO/NO
Carica batterie	Battery Charger	SÌ/YES	SÌ/YES



Standard brush

	DESCRIPTION	CODE
1	Polypropilene brush	ZLASPXXPP

Options

	DESCRIPTION	CODE
2	Soft brush	ZLASPXXPPM
3	Hard Tynex brush	ZLASPXXTY
4	Pad Holder	ZLADTXX
5	White Microfibre Disc	ZLADMXXW
6	Red Microfibre Disc	ZLADMXXR
7	Green Microfibre Disc	ZLADMXXG
8	AGM battery 12V - 110Ah (1pc) *	ZBA12110AGM
9	Charge electronic Lead/Acid - Gel 24V - 10Ah	ZCC2410E

* La lavasciuga necessita di 2 batterie.
The Scubber needs 2 batteries.



W	Bianco - White Lucidatura Polishing
U	Gorilla - UHS Lucidatura alta velocità High speed burnishing
R	Rosso - Red Manutenzione regolare Regular maintenance
B	Blu - Blue Deceratura Parziale Light dewax

G	Verde - Green Deceratura parziale / lavaggio medio Light dewax / Scrubbing
BR	Marrone - Brown Lavaggio profondo / Cotto Deep scrubbing / Stones
BL	Nero - Black Lavaggio profondo Deep scrubbing



Elsea s.r.l.
Zona A.S.I. Fasano Sud SNC
72015 Fasano (Br) - Italia
Tel. +39 080 969 60 00
Fax +39 080 442 33 57
email: info@elsea.it



1 Agosto 2019 / 1st August 2019

Seguici su / Follow us:



www.elsea.it